

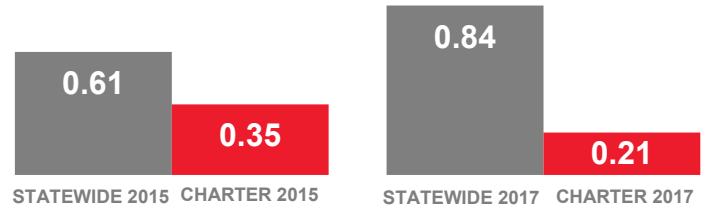
**ENTHEOS ACADEMY - MAGNA**

**SCHOOL FACTS**

Student Body Size **600**  
 Urban or Rural **Urban**  
 Free | Reduced Lunch Eligible **46.4%**

**COMPUTING DEVICES PER STUDENT**

1 DEVICE PER STUDENT



**2017**

**1 Access Point Per Classroom**

Compared to 0.82 Statewide

**2015**

**0.52 Access Points Per Classroom**

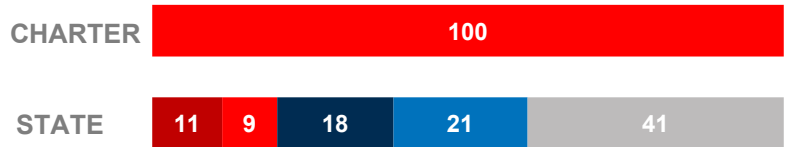
Compared to 0.58 Statewide

**COMPUTING DEVICES USED IN SCHOOLS**

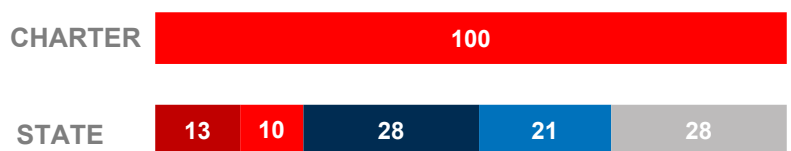
Device Type	Student Use	Teacher/Admin Use	Change in the # of Devices Since 2015
Desktops   Windows OS	27	0	-3
Laptops   Windows OS	0	55	25
Desktops   Mac	0	0	0
Laptops   Mac	0	0	0
Chromebooks   Google	90	0	-60
Tablets   Windows	0	0	0
Tablets   Android	0	0	0
Tablets   IOS	10	0	10

**AGE OF NETWORKING GEAR IN SCHOOLS**

AVERAGE AGE OF WIRED GEAR (%)



AVERAGE AGE OF WIRELESS GEAR (%)



■ Less Than 1 Yr. Old   
 ■ 1 Year Old   
 ■ 2 Years Old  
■ 3 Years Old   
 ■ 4+ Years Old   
 ■ Unknown

Optimal AP distribution is best determined through proper wireless engineering. The ratio of APs to classrooms will vary according to the characteristics of the equipment and school construction.