

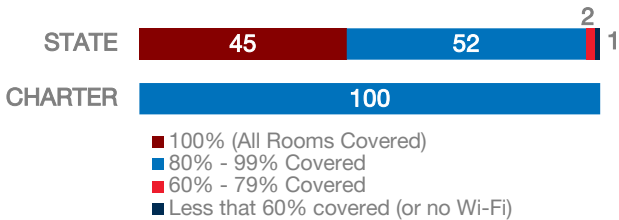
## Scholar Academy

### CHARTER FACTS

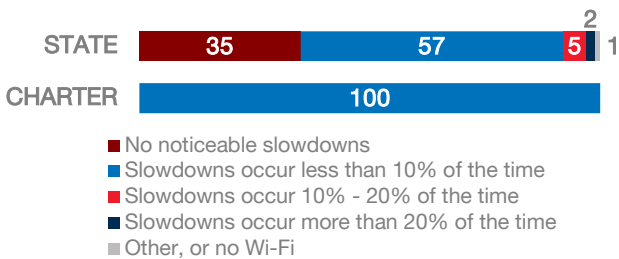
Area Population	N/A
Enrollment	660
Number of Schools	1
Urban or Rural	Urban
Median Household Income	N/A
Poverty Rate	N/A

### WI-FI NETWORKS

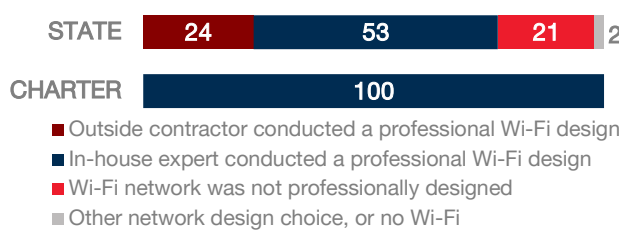
#### WI-FI COVERAGE REPORTED BY SCHOOLS (%)



#### SCHOOLS EXPERIENCING DECLINES IN WI-FI SERVICE SPEEDS DURING SCHOOLTIME (%)



#### HOW SCHOOL WI-FI NETWORKS WERE DESIGNED



### NETWORK GEAR IN SCHOOLS

#### AGE OF WIRELESS GEAR (%)



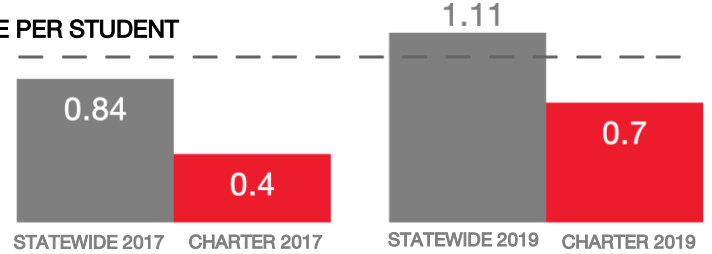
#### AGE OF WIRED GEAR (%)



■ Less Than 1 Yr.Old ■ 1 Year Old ■ 2 Years Old  
■ 3 Years Old ■ 4+ Years Old ■ Other, or no Wi-Fi

### COMPUTING DEVICES PER STUDENT

#### 1 DEVICE PER STUDENT



### COMPUTING DEVICES USED IN SCHOOLS

Device Type	Student Use	Teacher/Admin Use	Change in the # of Devices Since 2017	Percent Change Since 2017
Desktops   Windows OS	62	40	40	65%
Laptops   Windows OS	294	15	151	96%
Desktops   Mac	0	0	0	N/A
Laptops   Mac	0	0	0	N/A
Chromebooks   Google	0	0	0	N/A
Tablets   Windows	0	0	0	N/A
Tablets   Android	30	0	9	43%
Tablets   IOS	65	30	43	83%

### MOBILE DEPLOYMENT

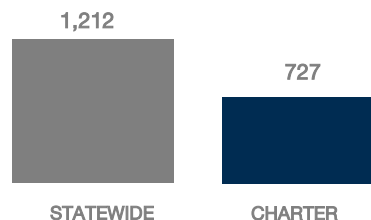
#### WIRELESS DEVICE POLICIES AT SCHOOLS (%)



- 1:1 basis (students can take the devices home)
- 1:1 basis (devices cannot be removed from school)
- Devices on a cart; only available for in-classroom use
- Devices only available for check-out (e.g. from the school library)
- No school-owned mobile devices; students can use personal devices
- No mobile device usage

### FULL-TIME EQUIVALENT (FTE) TECHNICAL SUPPORT STAFF IN UTAH SCHOOLS

#### Computing Devices Per FTE Technical Support Staff



#### Teachers Per FTE Instructional Tech Support Staff

