

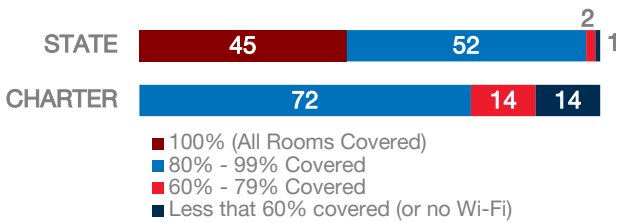
Utah School for the Deaf and the Blind

CHARTER FACTS

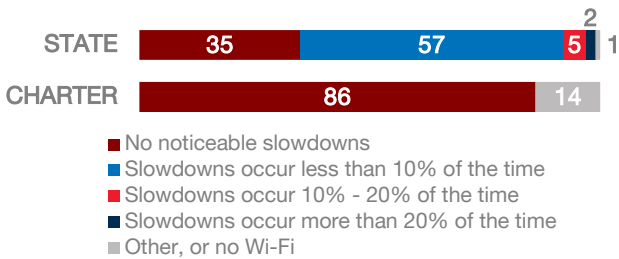
Area Population	N/A
Enrollment	297
Number of Schools	7
Urban or Rural	Urban
Median Household Income	N/A
Poverty Rate	N/A

WI-FI NETWORKS

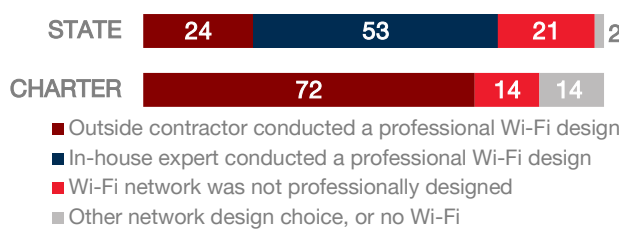
WI-FI COVERAGE REPORTED BY SCHOOLS (%)



SCHOOLS EXPERIENCING DECLINES IN WI-FI SERVICE SPEEDS DURING SCHOOLTIME (%)

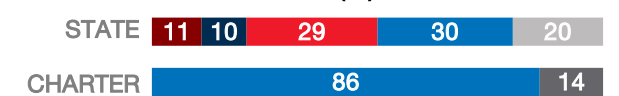


HOW SCHOOL WI-FI NETWORKS WERE DESIGNED

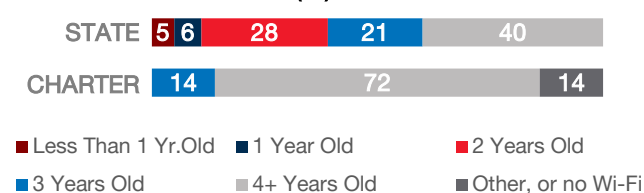


NETWORK GEAR IN SCHOOLS

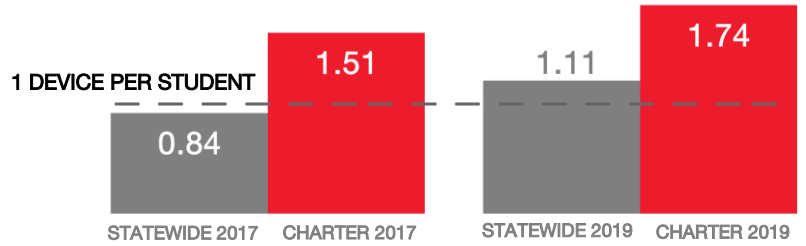
AGE OF WIRELESS GEAR (%)



AGE OF WIRED GEAR (%)



COMPUTING DEVICES PER STUDENT

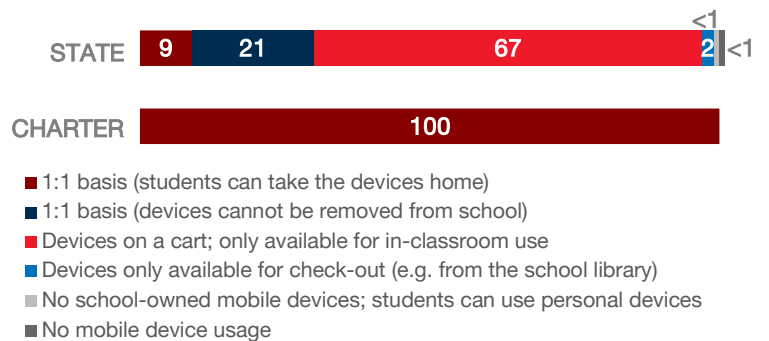


COMPUTING DEVICES USED IN SCHOOLS

Device Type	Student Use	Teacher/Admin Use	Change in the # of Devices Since 2017	Percent Change Since 2017
Desktops Windows OS	147	95	-8	-3%
Laptops Windows OS	54	150	39	24%
Desktops Mac	5	16	5	31%
Laptops Mac	0	114	37	48%
Chromebooks Google	71	9	30	60%
Tablets Windows	0	0	-4	-100%
Tablets Android	5	0	-5	-50%
Tablets IOS	226	213	-115	-21%

MOBILE DEPLOYMENT

WIRELESS DEVICE POLICIES AT SCHOOLS (%)



FULL-TIME EQUIVALENT (FTE) TECHNICAL SUPPORT STAFF IN UTAH SCHOOLS

