

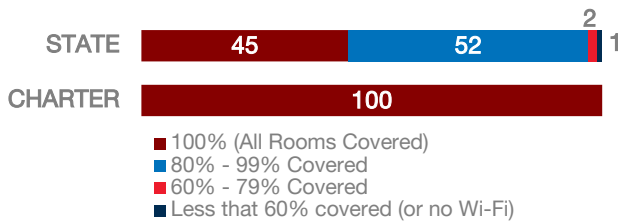
Wasatch Peak Academy

CHARTER FACTS

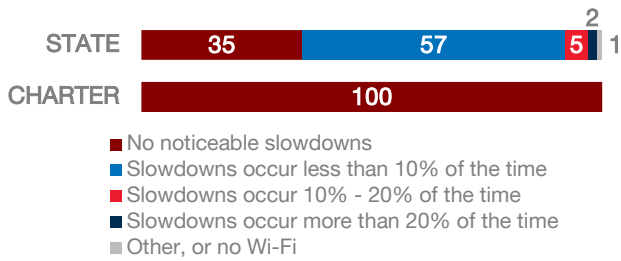
| | |
|-------------------------|-------|
| Area Population | N/A |
| Enrollment | 428 |
| Number of Schools | 1 |
| Urban or Rural | Urban |
| Median Household Income | N/A |
| Poverty Rate | N/A |

WI-FI NETWORKS

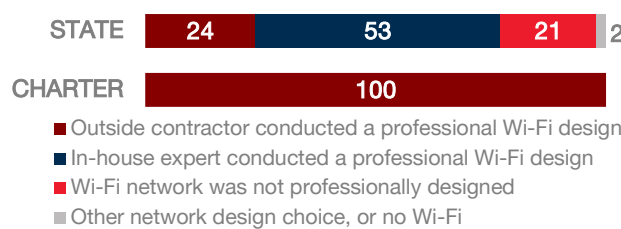
WI-FI COVERAGE REPORTED BY SCHOOLS (%)



SCHOOLS EXPERIENCING DECLINES IN WI-FI SERVICE SPEEDS DURING SCHOOLTIME (%)



HOW SCHOOL WI-FI NETWORKS WERE DESIGNED



NETWORK GEAR IN SCHOOLS

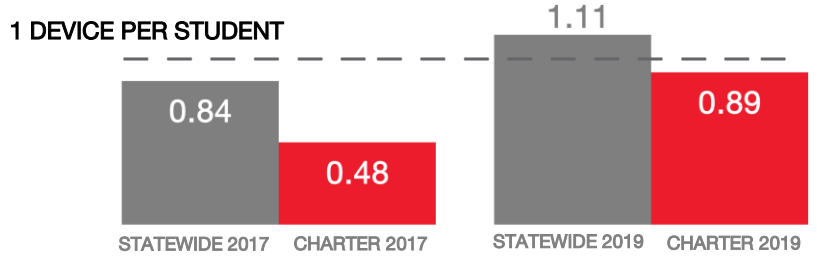
AGE OF WIRELESS GEAR (%)



AGE OF WIRED GEAR (%)



COMPUTING DEVICES PER STUDENT



COMPUTING DEVICES USED IN SCHOOLS

| | Student Use | Teacher/ Admin Use | Change in the # of Devices Since 2017 | Percent Change Since 2017 |
|-----------------------|-------------|--------------------|---------------------------------------|---------------------------|
| Desktops Windows OS | 6 | 1 | -23 | -77% |
| Laptops Windows OS | 0 | 45 | -80 | -64% |
| Desktops Mac | 0 | 0 | 0 | N/A |
| Laptops Mac | 0 | 0 | 0 | N/A |
| Chromebooks Google | 307 | 0 | 247 | 412% |
| Tablets Windows | 0 | 0 | 0 | N/A |
| Tablets Android | 0 | 0 | -4 | -100% |
| Tablets IOS | 70 | 29 | 75 | 313% |

MOBILE DEPLOYMENT

WIRELESS DEVICE POLICIES AT SCHOOLS (%)



FULL-TIME EQUIVALENT (FTE) TECHNICAL SUPPORT STAFF IN UTAH SCHOOLS

