

LUMEN SCHOLAR

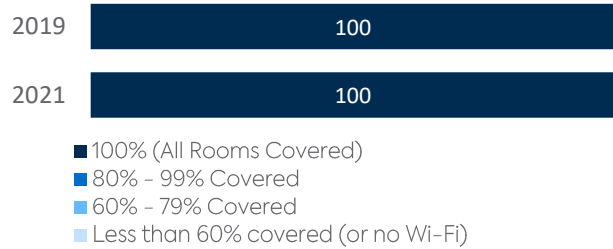
CHARTER FACTS

ENROLLMENT	345
NUMBER OF SCHOOLS	1
ESTIMATED % OF STUDENTS WITH INADEQUATE HOME INTERNET SERVICE	0%
% OF STUDENTS RECEIVING REMOTE INTERNET ACCESS SOLUTIONS OR SERVICE	0%

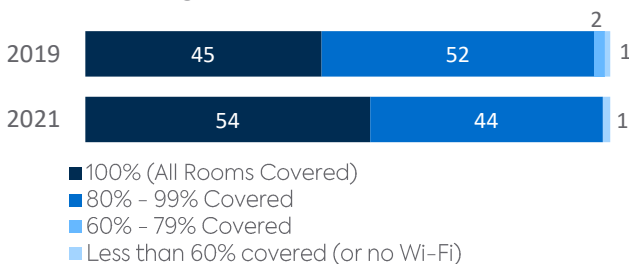
WI-FI NETWORKS

Wi-Fi Coverage Reported by Schools (%)

Charter Coverage

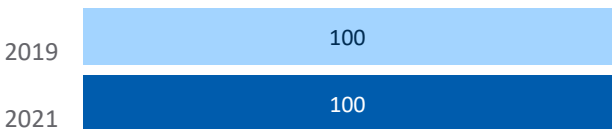


Statewide Coverage



Age of Wi-Fi Access Points Reported by Schools (%)

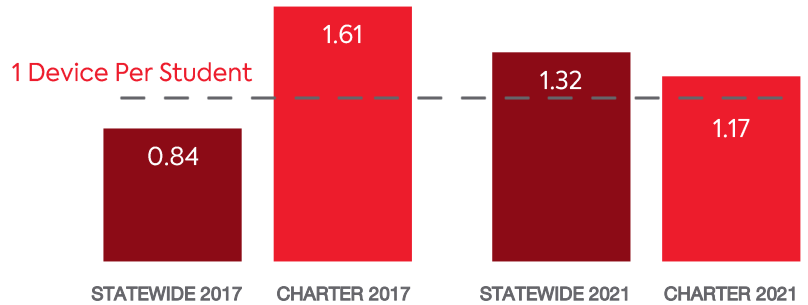
Charter Coverage



Statewide Coverage



COMPUTING DEVICES PER STUDENT

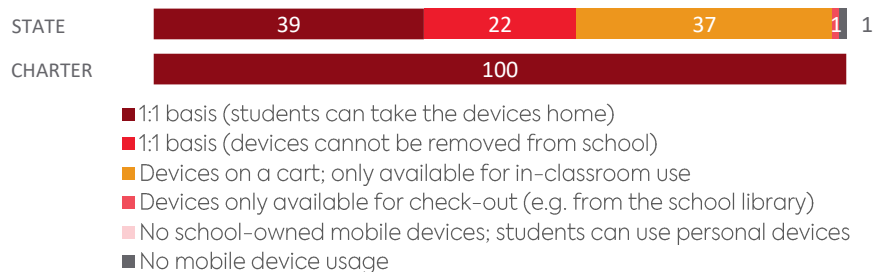


COMPUTING DEVICES USED IN SCHOOLS

	Student Use	Teacher/Admin Use	Change in the # of Devices Since 2017	Percent Change Since 2017	Percent Change Statewide
DESKTOPS WINDOWS OS	0	57	+27	90%	-30%
LAPTOPS WINDOWS OS	181	10	-234	-55%	112%
DESKTOPS MAC	0	1	-30	-97%	-25%
LAPTOPS MAC	17	3	-39	-66%	3%
CHROMEBOOKS GOOGLE	90	0	-110	-55%	126%
TABLETS WINDOWS	0	0	0	N/A	86%
TABLETS ANDROID	0	0	0	N/A	-23%
TABLETS IOS	116	57	+14	9%	21%
OTHER DEVICES	0	0	0	N/A	-88%
ALL COMPUTING DEVICES	404	128	-372	-41%	59%

MOBILE DEPLOYMENT

Wireless Device Policies at Schools (%)



FULL-TIME EQUIVALENT (FTE) TECHNICAL SUPPORT STAFF IN UTAH SCHOOLS

