

MARIA MONTESSORI ACADEMY

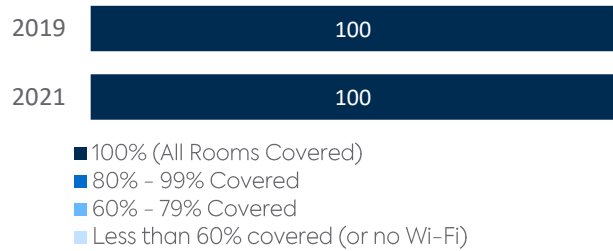
CHARTER FACTS

ENROLLMENT 370
 NUMBER OF SCHOOLS 1
 ESTIMATED % OF STUDENTS WITH INADEQUATE HOME INTERNET SERVICE 0%
 % OF STUDENTS RECEIVING REMOTE INTERNET ACCESS SOLUTIONS OR SERVICE 10%

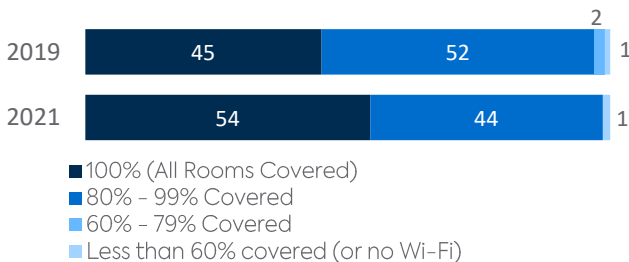
WI-FI NETWORKS

Wi-Fi Coverage Reported by Schools (%)

Charter Coverage



Statewide Coverage

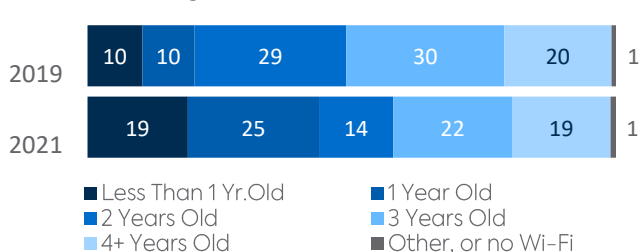


Age of Wi-Fi Access Points Reported by Schools (%)

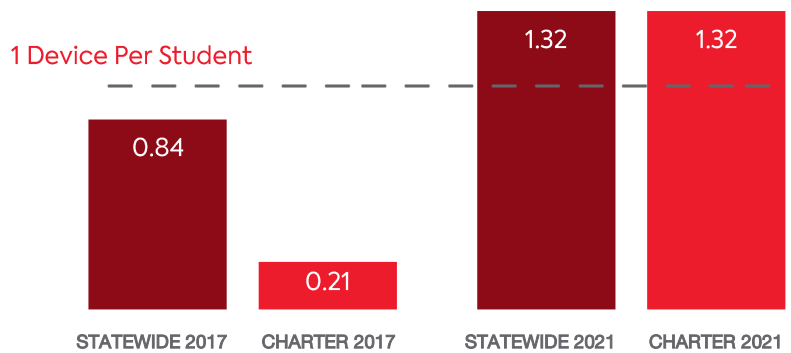
Charter Coverage



Statewide Coverage



COMPUTING DEVICES PER STUDENT

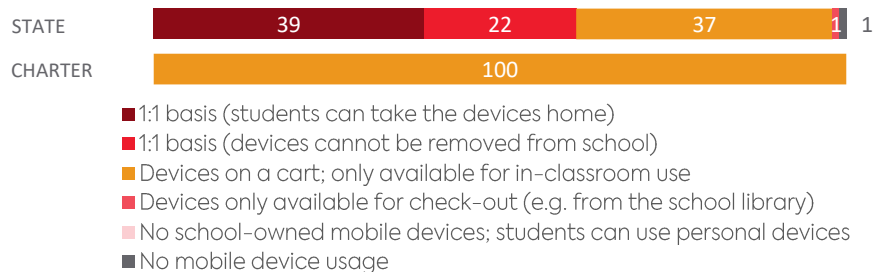


COMPUTING DEVICES USED IN SCHOOLS

Device Type	Student Use	Teacher/Admin Use	Change in the # of Devices Since 2017	Percent Change Since 2017	Percent Change Statewide
DESKTOPS WINDOWS OS	25	2	0	0%	-30%
LAPTOPS WINDOWS OS	78	50	0	0%	112%
DESKTOPS MAC	30	1	0	0%	-25%
LAPTOPS MAC	0	5	0	0%	3%
CHROMEBOOKS GOOGLE	350	0	+350	N/A	126%
TABLETS WINDOWS	0	0	0	N/A	86%
TABLETS ANDROID	0	0	0	N/A	-23%
TABLETS IOS	4	18	0	0%	21%
OTHER DEVICES	0	0	0	N/A	-88%
ALL COMPUTING DEVICES	487	76	+350	164%	59%

MOBILE DEPLOYMENT

Wireless Device Policies at Schools (%)



FULL-TIME EQUIVALENT (FTE) TECHNICAL SUPPORT STAFF IN UTAH SCHOOLS

