

THE RANCHES ACADEMY

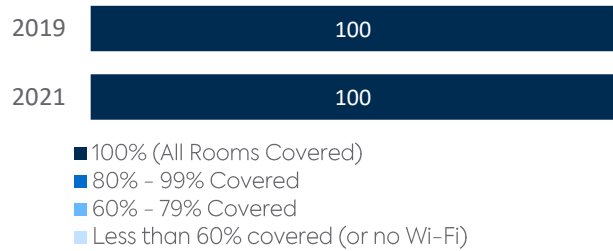
CHARTER FACTS

ENROLLMENT	370
NUMBER OF SCHOOLS	1
ESTIMATED % OF STUDENTS WITH INADEQUATE HOME INTERNET SERVICE	1%
% OF STUDENTS RECEIVING REMOTE INTERNET ACCESS SOLUTIONS OR SERVICE	0%

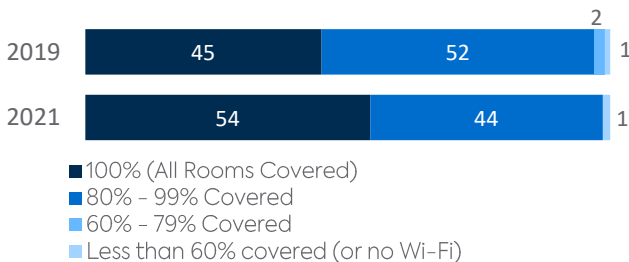
WI-FI NETWORKS

Wi-Fi Coverage Reported by Schools (%)

Charter Coverage



Statewide Coverage

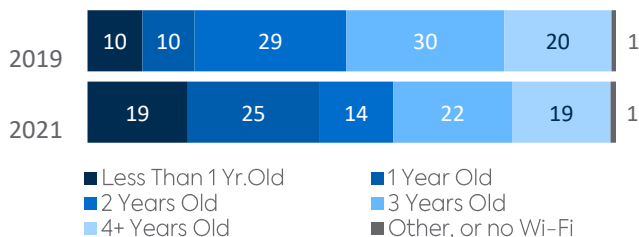


Age of Wi-Fi Access Points Reported by Schools (%)

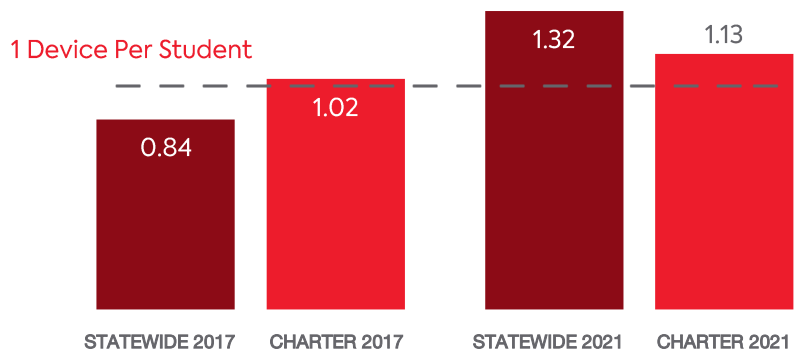
Charter Coverage



Statewide Coverage



COMPUTING DEVICES PER STUDENT



COMPUTING DEVICES USED IN SCHOOLS

Device Type	Student Use	Teacher/Admin Use	Change in the # of Devices Since 2017	Percent Change Since 2017	Percent Change Statewide
DESKTOPS WINDOWS OS	31	0	+31	N/A	-30%
LAPTOPS WINDOWS OS	2	3	+3	150%	112%
DESKTOPS MAC	0	20	-8	-29%	-25%
LAPTOPS MAC	0	5	+2	67%	3%
CHROMEBOOKS GOOGLE	265	3	-21	-7%	126%
TABLETS WINDOWS	0	0	0	N/A	86%
TABLETS ANDROID	0	2	+1	100%	-23%
TABLETS IOS	120	17	+67	96%	21%
OTHER DEVICES	0	0	0	N/A	-88%
ALL COMPUTING DEVICES	418	50	+75	19%	59%

MOBILE DEPLOYMENT

Wireless Device Policies at Schools (%)



- 1:1 basis (students can take the devices home)
- 1:1 basis (devices cannot be removed from school)
- Devices on a cart; only available for in-classroom use
- Devices only available for check-out (e.g. from the school library)
- No school-owned mobile devices; students can use personal devices
- No mobile device usage

FULL-TIME EQUIVALENT (FTE) TECHNICAL SUPPORT STAFF IN UTAH SCHOOLS

