

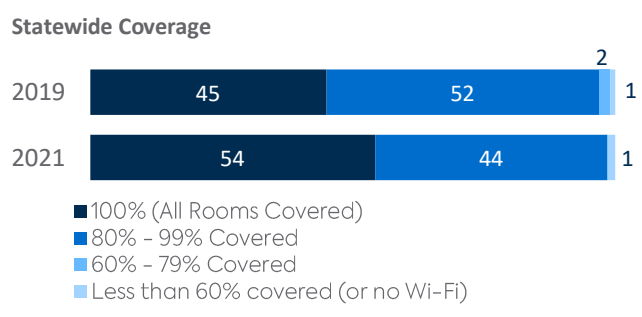
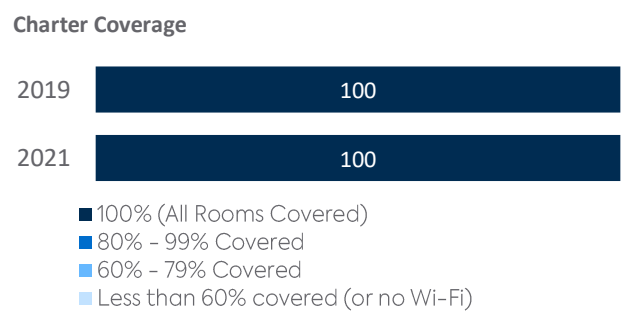
VOYAGE ACADEMY

CHARTER FACTS

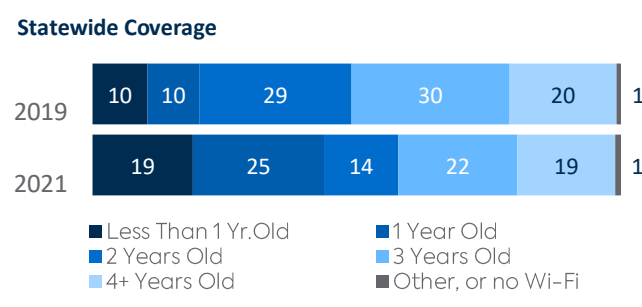
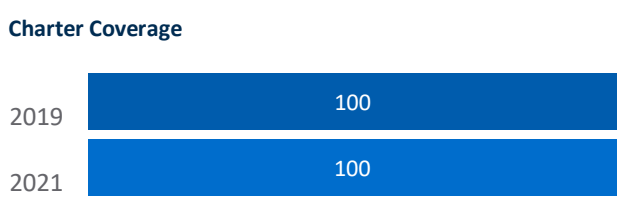
ENROLLMENT..... 529
 NUMBER OF SCHOOLS.....1
 ESTIMATED % OF STUDENTS WITH INADEQUATE HOME INTERNET SERVICE0%
 % OF STUDENTS RECEIVING REMOTE INTERNET ACCESS SOLUTIONS OR SERVICE..... 100%

WI-FI NETWORKS

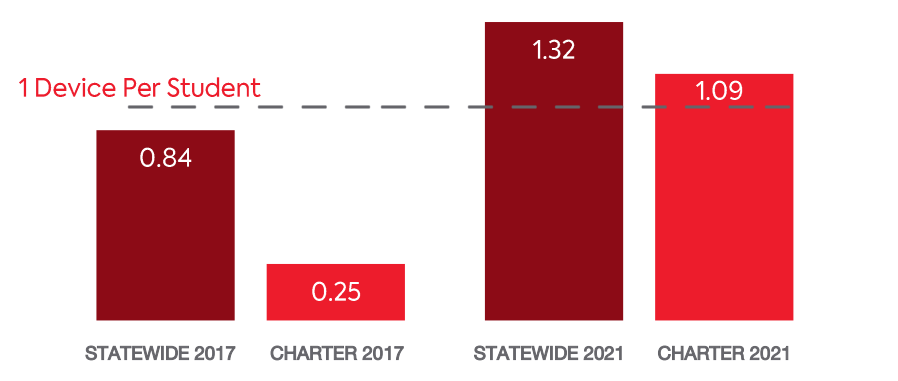
Wi-Fi Coverage Reported by Schools (%)



Age of Wi-Fi Access Points Reported by Schools (%)



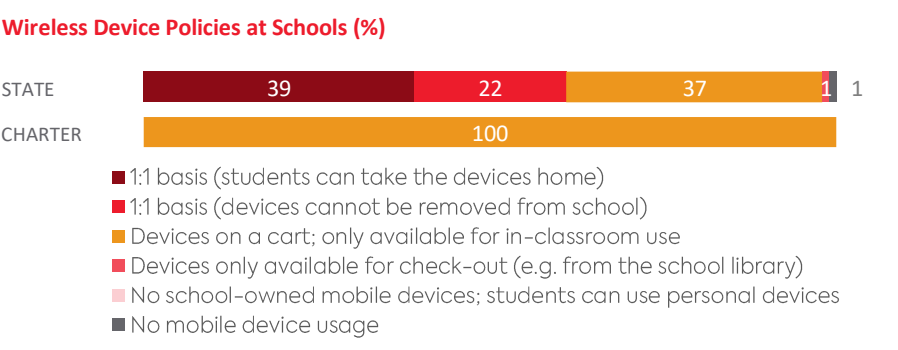
COMPUTING DEVICES PER STUDENT



COMPUTING DEVICES USED IN SCHOOLS

	Student Use	Teacher/Admin Use	Change in the # of Devices Since 2017	Percent Change Since 2017	Percent Change Statewide
DESKTOPS WINDOWS OS	35	7	-8	-16%	-30%
LAPTOPS WINDOWS OS	77	50	+47	59%	112%
DESKTOPS MAC	0	0	0	N/A	-25%
LAPTOPS MAC	0	0	0	N/A	3%
CHROMEBOOKS GOOGLE	395	0	+395	N/A	126%
TABLETS WINDOWS	0	0	0	N/A	86%
TABLETS ANDROID	0	0	-15	-100%	-23%
TABLETS IOS	62	45	+92	613%	21%
OTHER DEVICES	8	0	0	N/A	-88%
ALL COMPUTING DEVICES	577	102	+519	324%	59%

MOBILE DEPLOYMENT



FULL-TIME EQUIVALENT (FTE) TECHNICAL SUPPORT STAFF IN UTAH SCHOOLS

