

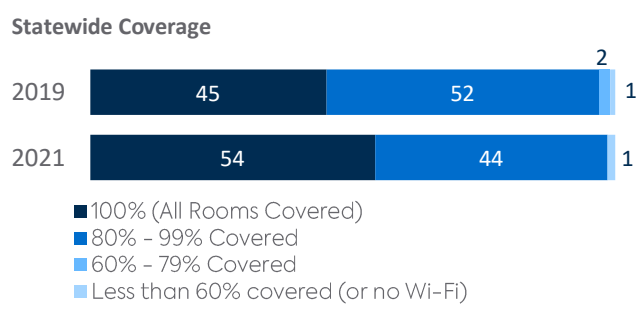
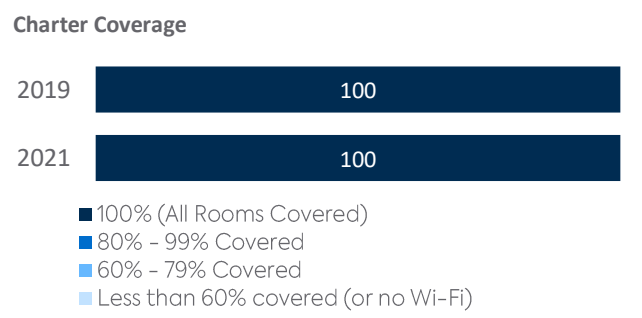
WASATCH WALDORF CHARTER SCHOOL

CHARTER FACTS

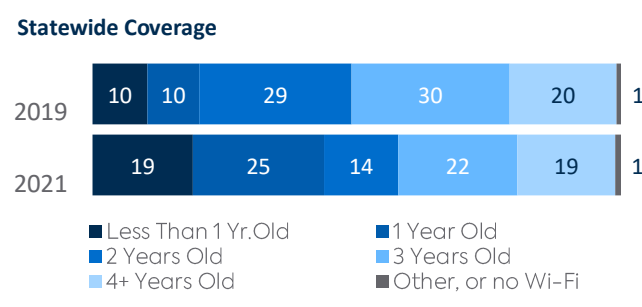
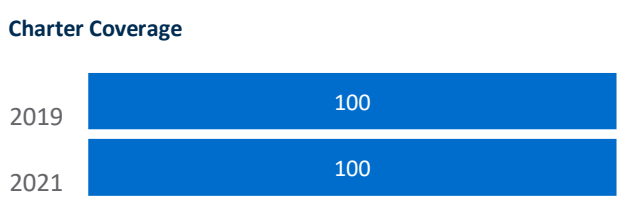
ENROLLMENT..... 625
 NUMBER OF SCHOOLS.....1
 ESTIMATED % OF STUDENTS WITH INADEQUATE HOME INTERNET SERVICE0%
 % OF STUDENTS RECEIVING REMOTE INTERNET ACCESS SOLUTIONS OR SERVICE.....0%

WI-FI NETWORKS

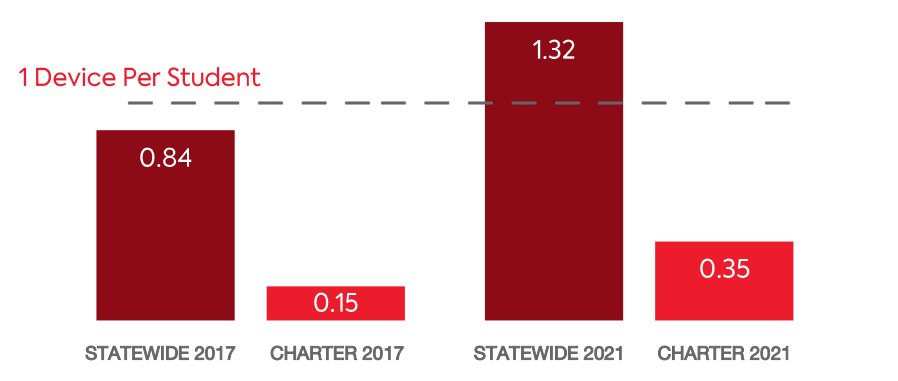
Wi-Fi Coverage Reported by Schools (%)



Age of Wi-Fi Access Points Reported by Schools (%)



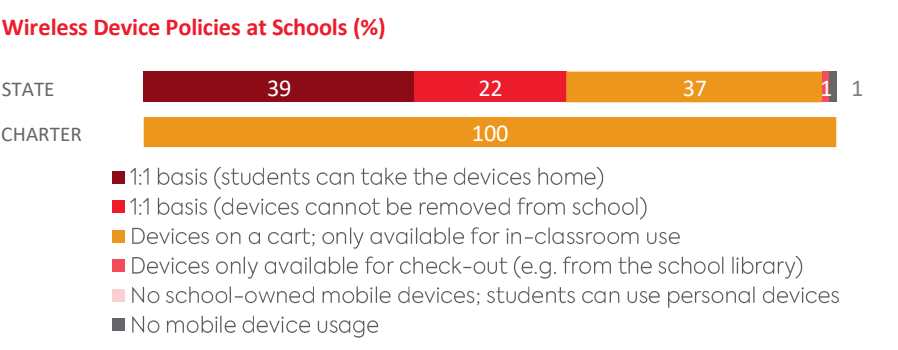
COMPUTING DEVICES PER STUDENT



COMPUTING DEVICES USED IN SCHOOLS

	Student Use	Teacher/Admin Use	Change in the # of Devices Since 2017	Percent Change Since 2017	Percent Change Statewide
DESKTOPS WINDOWS OS	0	0	0	N/A	-30%
LAPTOPS WINDOWS OS	0	2	+1	100%	112%
DESKTOPS MAC	0	3	0	0%	-25%
LAPTOPS MAC	0	28	+2	8%	3%
CHROMEBOOKS GOOGLE	209	0	+139	199%	126%
TABLETS WINDOWS	0	0	0	N/A	86%
TABLETS ANDROID	0	0	0	N/A	-23%
TABLETS IOS	10	0	0	0%	21%
OTHER DEVICES	0	0	0	N/A	-88%
ALL COMPUTING DEVICES	219	33	+142	129%	59%

MOBILE DEPLOYMENT



FULL-TIME EQUIVALENT (FTE) TECHNICAL SUPPORT STAFF IN UTAH SCHOOLS

