

## GARFIELD COUNTY SCHOOL DISTRICT

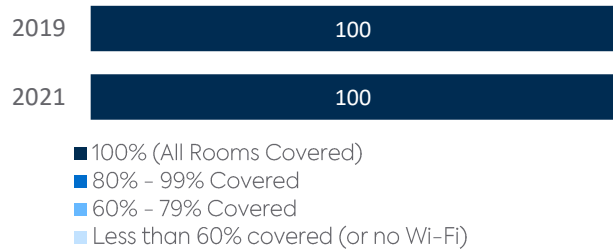
### DISTRICT FACTS

ENROLLMENT .....1,003  
 NUMBER OF SCHOOLS .....9  
 ESTIMATED % OF STUDENTS WITH INADEQUATE HOME INTERNET SERVICE .....5.4%  
 % OF STUDENTS RECEIVING REMOTE INTERNET ACCESS SOLUTIONS OR SERVICE .....0%

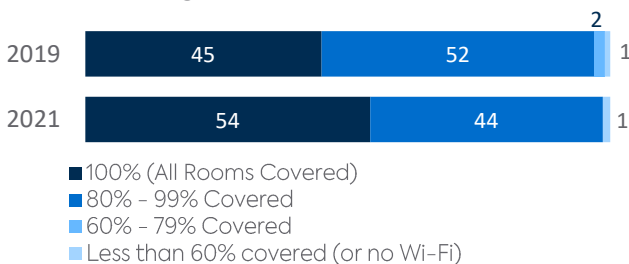
### WI-FI NETWORKS

#### Wi-Fi Coverage Reported by Schools (%)

#### District Coverage



#### Statewide Coverage

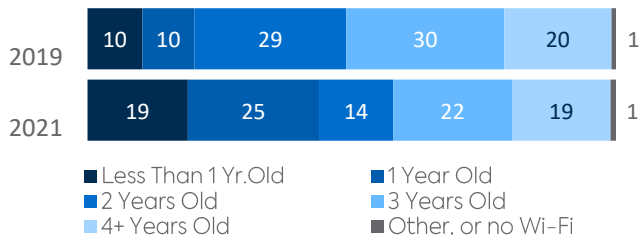


#### Age of Wi-Fi Access Points Reported by Schools (%)

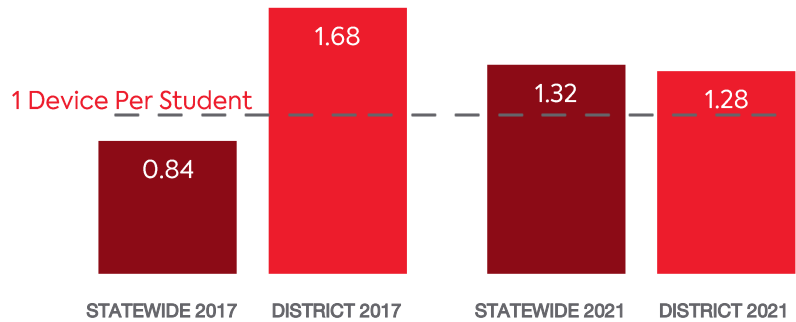
#### District Coverage



#### Statewide Coverage



### COMPUTING DEVICES PER STUDENT



### COMPUTING DEVICES USED IN SCHOOLS

	Student Use	Teacher/ Admin Use	Change in the # of Devices Since 2017	Percent Change Since 2017	Percent Change Statewide
DESKTOPS   WINDOWS OS	159	103	-97	-27%	-30%
LAPTOPS   WINDOWS OS	0	57	-6	-10%	112%
DESKTOPS   MAC	3	2	+4	400%	-25%
LAPTOPS   MAC	0	9	+7	350%	3%
CHROMEBOOKS   GOOGLE	1,097	63	+165	17%	126%
TABLETS   WINDOWS	0	0	0	N/A	86%
TABLETS   ANDROID	0	0	-3	-100%	-23%
TABLETS   IOS	26	5	-7	-18%	21%
OTHER DEVICES	0	0	-244	-100%	-88%
<b>ALL COMPUTING DEVICES</b>	<b>1,285</b>	<b>239</b>	<b>-181</b>	<b>-11%</b>	<b>59%</b>

### MOBILE DEPLOYMENT

#### Wireless Device Policies at Schools (%)



- 1:1 basis (students can take the devices home)
- 1:1 basis (devices cannot be removed from school)
- Devices on a cart; only available for in-classroom use
- Devices only available for check-out (e.g. from the school library)
- No school-owned mobile devices; students can use personal devices
- No mobile device usage

### FULL-TIME EQUIVALENT (FTE) TECHNICAL SUPPORT STAFF IN UTAH SCHOOLS

