

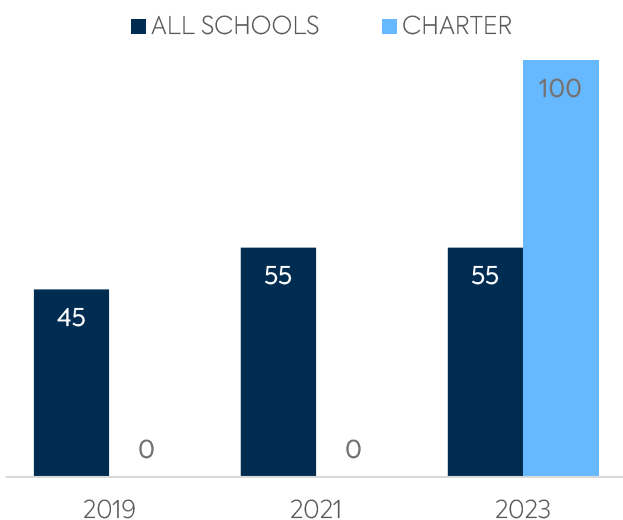
EAST HOLLYWOOD HIGH SCHOOL

CHARTER FACTS

ENROLLMENT.....	456
NUMBER OF SCHOOLS.....	1
ESTIMATED % OF STUDENTS WITH INADEQUATE HOME INTERNET SERVICE.....	0%
% OF STUDENTS RECEIVING REMOTE INTERNET ACCESS SOLUTIONS OR SERVICE.....	0%

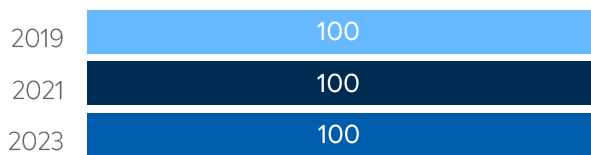
WI-FI NETWORK COVERAGE

Schools Where All Educational Spaces Have Wi-Fi Access (%)




AGE OF WI-FI ACCESS POINTS (%)

Charter



All Schools

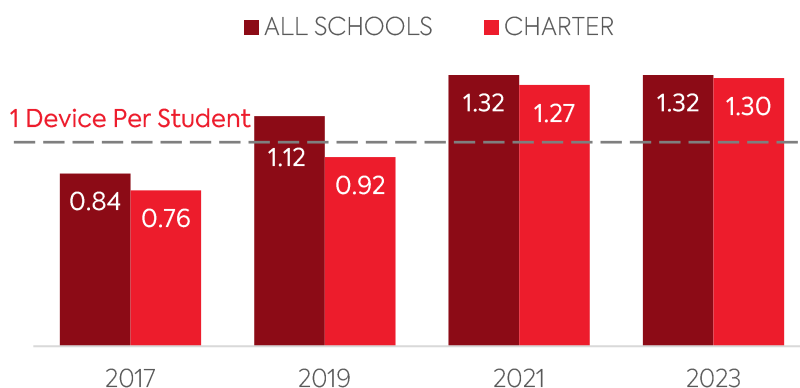


- Less Than 1 Yr. Old
- 1 Year Old
- 2 Years Old
- 3 Years Old
- 4+ Years Old
- Other, or no Wi-Fi

COMPUTING DEVICES USED IN SCHOOLS

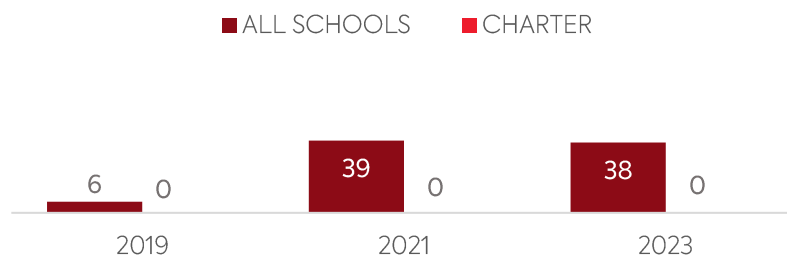
	Student Use	Teacher/Admin Use	Change in the # of Devices Since 2017	Percent Change Since 2017	Percent Change in All Schools
DESKTOPS WINDOWS OS	50	32	-48	-37%	-46%
LAPTOPS WINDOWS OS	15	3	-42	-70%	99%
DESKTOPS MAC	30	3	0	0%	-43%
LAPTOPS MAC	0	0	-5	-100%	-3%
CHROMEBOOKS GOOGLE	500	0	420	525%	124%
TABLETS WINDOWS	0	0	0	N/A	125%
TABLETS ANDROID	0	0	0	N/A	-27%
TABLETS IOS	0	0	0	N/A	21%
OTHER DEVICES	0	0	0	N/A	-90%
ALL COMPUTING DEVICES	595	38	325	106%	53%

COMPUTING DEVICES PER STUDENT



MOBILE DEPLOYMENT

Schools With 1:1 Programs
Where Students Can Take Devices Home (%)



FULL-TIME EQUIVALENT (FTE) TECHNICAL SUPPORT STAFF IN UTAH SCHOOLS

