

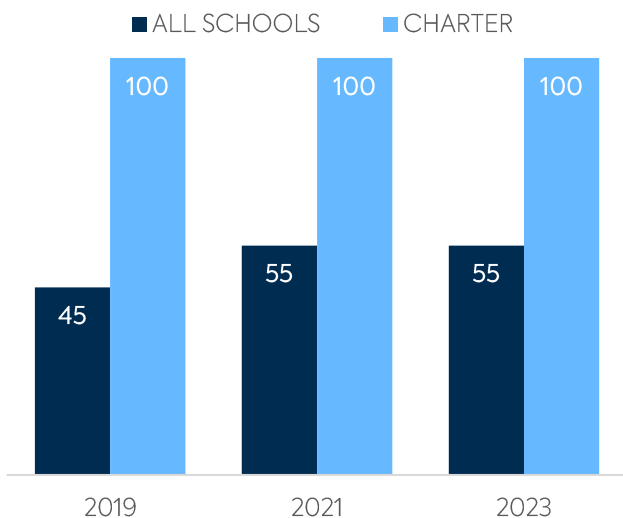
## SALT LAKE ARTS ACADEMY

### CHARTER FACTS


ENROLLMENT.....	408
NUMBER OF SCHOOLS.....	1
ESTIMATED % OF STUDENTS WITH INADEQUATE HOME INTERNET SERVICE.....	20%
% OF STUDENTS RECEIVING REMOTE INTERNET ACCESS SOLUTIONS OR SERVICE.....	1%

### WI-FI NETWORK COVERAGE


Schools Where All Educational Spaces Have Wi-Fi Access (%)



### AGE OF WI-FI ACCESS POINTS (%)



### All Schools

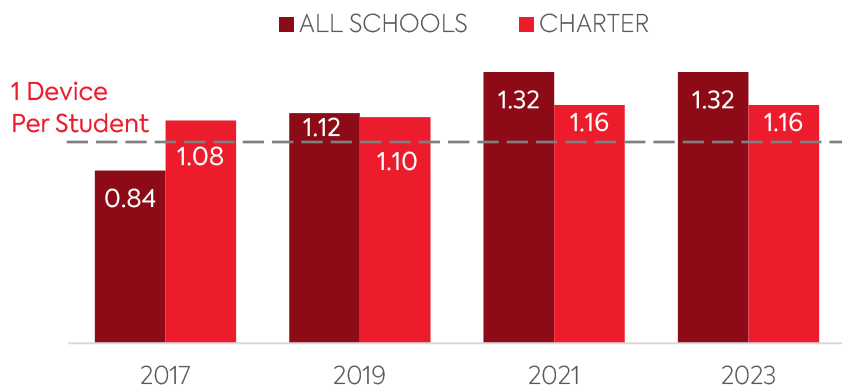


- Less Than 1 Yr. Old
- 1 Year Old
- 2 Years Old
- 3 Years Old
- 4+ Years Old
- Other, or no Wi-Fi

### COMPUTING DEVICES USED IN SCHOOLS

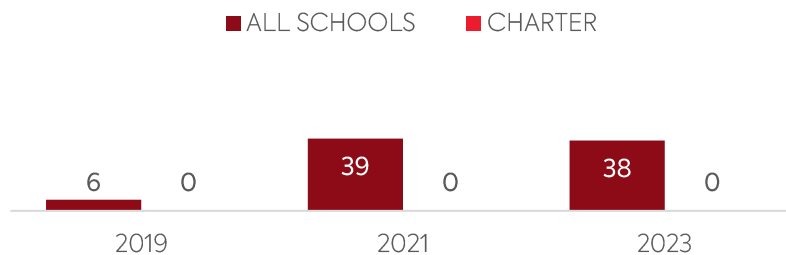
	Student Use	Teacher/Admin Use	Change in the # of Devices Since 2017	Percent Change Since 2017	Percent Change in All Schools
DESKTOPS   WINDOWS OS	0	3	1	50%	-46%
LAPTOPS   WINDOWS OS	0	0	0	N/A	99%
DESKTOPS   MAC	25	10	0	0%	-43%
LAPTOPS   MAC	0	30	5	20%	-3%
CHROMEBOOKS   GOOGLE	400	0	25	7%	124%
TABLETS   WINDOWS	21	0	21	N/A	125%
TABLETS   ANDROID	0	0	0	N/A	-27%
TABLETS   IOS	27	5	2	7%	21%
OTHER DEVICES	0	0	0	N/A	-90%
<b>ALL COMPUTING DEVICES</b>	<b>473</b>	<b>48</b>	<b>54</b>	<b>12%</b>	<b>53%</b>

### COMPUTING DEVICES PER STUDENT



### MOBILE DEPLOYMENT

Schools With 1:1 Programs  
Where Students Can Take Devices Home (%)



### FULL-TIME EQUIVALENT (FTE) TECHNICAL SUPPORT STAFF IN UTAH SCHOOLS

