

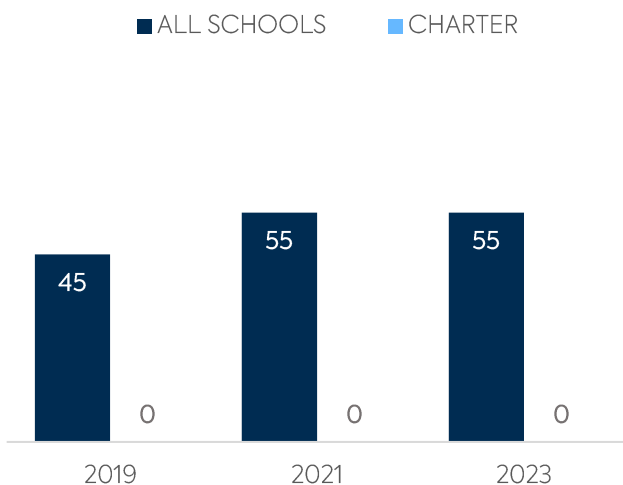
UINTAH RIVER HIGH SCHOOL

CHARTER FACTS



ENROLLMENT.....	79
NUMBER OF SCHOOLS.....	1
ESTIMATED % OF STUDENTS WITH INADEQUATE HOME INTERNET SERVICE.....	0%
% OF STUDENTS RECEIVING REMOTE INTERNET ACCESS SOLUTIONS OR SERVICE.....	0%

WI-FI NETWORK COVERAGE

Schools Where All Educational Spaces Have Wi-Fi Access (%)



AGE OF WI-FI ACCESS POINTS (%)

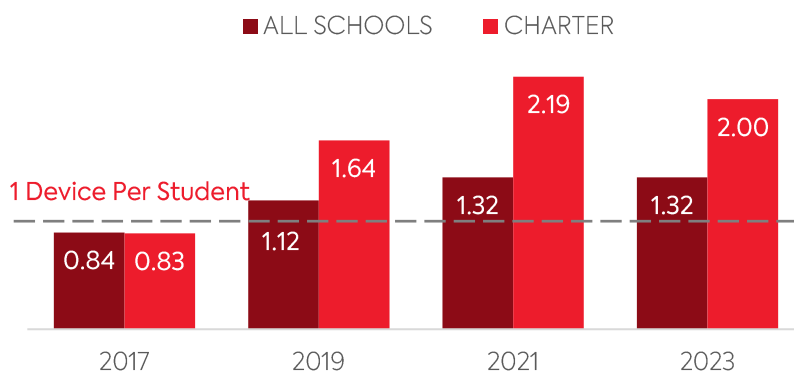


■ Less Than 1 Yr. Old ■ 1 Year Old
■ 2 Years Old ■ 3 Years Old
■ 4+ Years Old ■ Other, or no Wi-Fi

COMPUTING DEVICES USED IN SCHOOLS

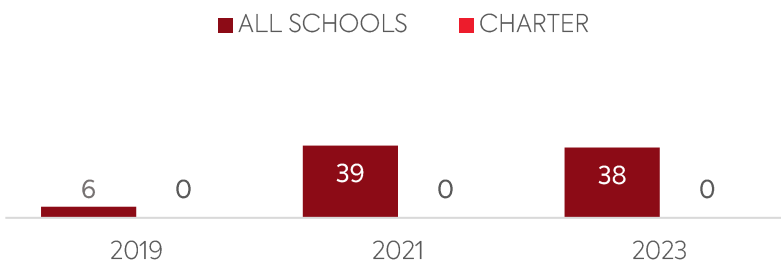
	Student Use	Teacher/Admin Use	Change in the # of Devices Since 2017	Percent Change Since 2017	Percent Change in All Schools
DESKTOPS WINDOWS OS	18	17	-2	-5%	-46%
LAPTOPS WINDOWS OS	0	11	6	120%	99%
DESKTOPS MAC	0	0	0	N/A	-43%
LAPTOPS MAC	0	0	0	N/A	-3%
CHROMEBOOKS GOOGLE	92	0	72	360%	124%
TABLETS WINDOWS	48	0	48	N/A	125%
TABLETS ANDROID	0	0	0	N/A	-27%
TABLETS IOS	0	0	-15	-100%	21%
OTHER DEVICES	0	7	7	N/A	-90%
ALL COMPUTING DEVICES	158	35	116	151%	53%

COMPUTING DEVICES PER STUDENT



MOBILE DEPLOYMENT

Schools With 1:1 Programs
Where Students Can Take Devices Home (%)



FULL-TIME EQUIVALENT (FTE) TECHNICAL SUPPORT STAFF IN UTAH SCHOOLS

