

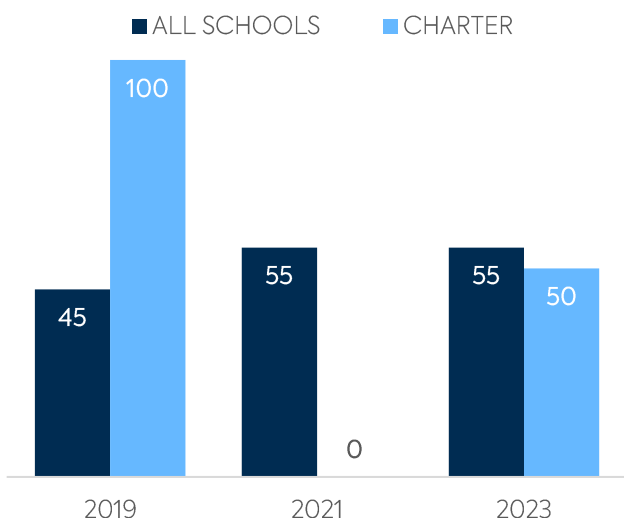
# WALDEN SCHOOL OF LIBERAL ARTS

## CHARTER FACTS

ENROLLMENT.....	528
NUMBER OF SCHOOLS.....	2
ESTIMATED % OF STUDENTS WITH INADEQUATE HOME INTERNET SERVICE.....	0%
% OF STUDENTS RECEIVING REMOTE INTERNET ACCESS SOLUTIONS OR SERVICE.....	15%


## WI-FI NETWORK COVERAGE

Schools Where All Educational Spaces Have Wi-Fi Access (%)




## AGE OF WI-FI ACCESS POINTS (%)

Charter



All Schools

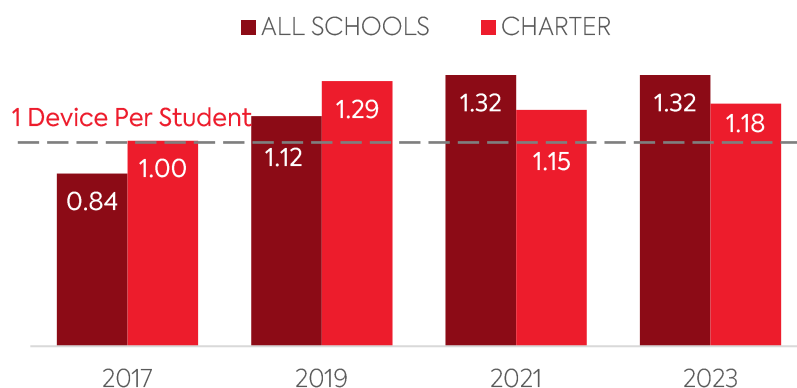


- Less Than 1 Yr. Old
- 1 Year Old
- 2 Years Old
- 3 Years Old
- 4+ Years Old
- Other, or no Wi-Fi

## COMPUTING DEVICES USED IN SCHOOLS

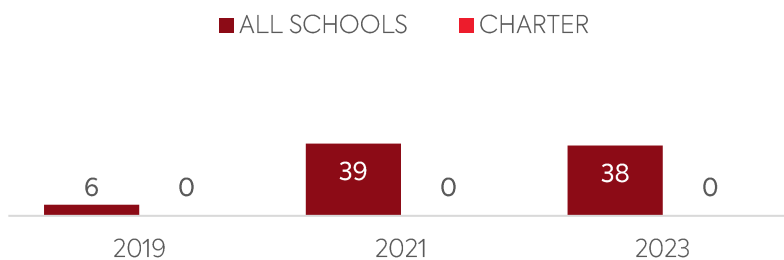
	Student Use	Teacher/Admin Use	Change in the # of Devices Since 2017	Percent Change Since 2017	Percent Change in All Schools
DESKTOPS   WINDOWS OS	16	1	17	N/A	-46%
LAPTOPS   WINDOWS OS	0	4	3	300%	99%
DESKTOPS   MAC	0	1	1	N/A	-43%
LAPTOPS   MAC	0	70	43	159%	-3%
CHROMEBOOKS   GOOGLE	569	15	584	N/A	124%
TABLETS   WINDOWS	0	0	-25	-100%	125%
TABLETS   ANDROID	0	0	0	N/A	-27%
TABLETS   IOS	15	2	-13	-43%	21%
OTHER DEVICES	25	0	-375	-94%	-90%
<b>ALL COMPUTING DEVICES</b>	<b>625</b>	<b>93</b>	<b>235</b>	<b>49%</b>	<b>53%</b>

## COMPUTING DEVICES PER STUDENT



## MOBILE DEPLOYMENT

Schools With 1:1 Programs  
Where Students Can Take Devices Home (%)



## FULL-TIME EQUIVALENT (FTE) TECHNICAL SUPPORT STAFF IN UTAH SCHOOLS

