

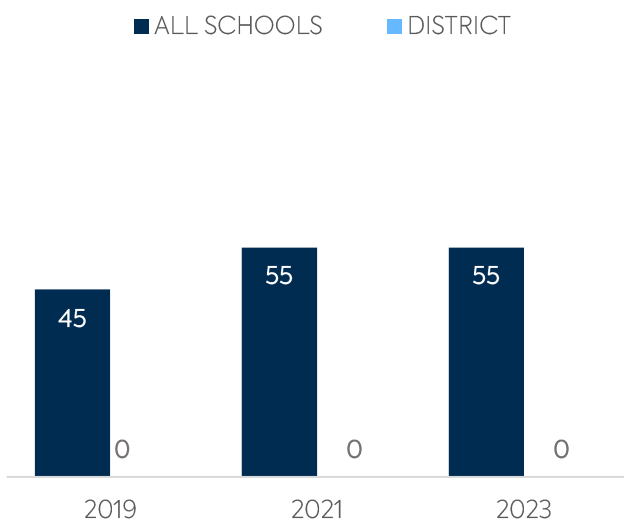
ALPINE SCHOOL DISTRICT

DISTRICT FACTS



ENROLLMENT.....	85,342
NUMBER OF SCHOOLS.....	89
ESTIMATED % OF STUDENTS WITH INADEQUATE HOME INTERNET SERVICE.....	0%
% OF STUDENTS RECEIVING REMOTE INTERNET ACCESS SOLUTIONS OR SERVICE.....	0%

WI-FI NETWORK COVERAGE

Schools Where All Educational Spaces Have Wi-Fi Access (%)



AGE OF WI-FI ACCESS POINTS (%)

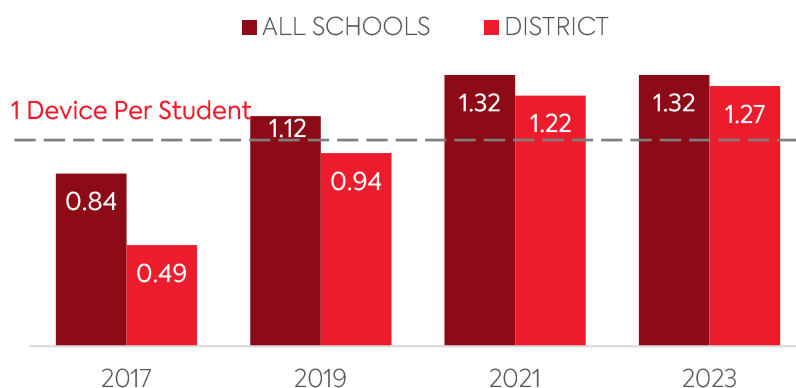


- Less Than 1 Yr. Old
- 1 Year Old
- 2 Years Old
- 3 Years Old
- 4+ Years Old
- Other, or no Wi-Fi

COMPUTING DEVICES USED IN SCHOOLS

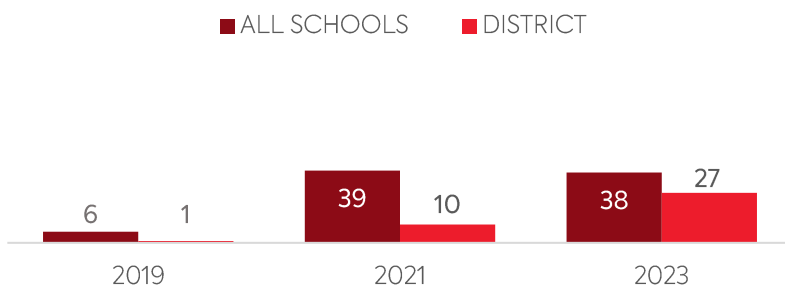
	Student Use	Teacher/Admin Use	Change in the # of Devices Since 2017	Percent Change Since 2017	Percent Change in All Schools
DESKTOPS WINDOWS OS	3,444	980	-1,567	-26%	-46%
LAPTOPS WINDOWS OS	1,475	1,423	-13	-0%	99%
DESKTOPS MAC	3,988	579	-622	-12%	-43%
LAPTOPS MAC	221	4,871	400	9%	-3%
CHROMEBOOKS GOOGLE	91,215	269	73,318	404%	124%
TABLETS WINDOWS	43	26	-5	-7%	125%
TABLETS ANDROID	24	7	-156	-83%	-27%
TABLETS IOS	7,610	3,858	1,250	12%	21%
OTHER DEVICES	2	58	-5	-8%	-90%
ALL COMPUTING DEVICES	108,022	12,071	72,600	153%	53%

COMPUTING DEVICES PER STUDENT



MOBILE DEPLOYMENT

Schools With 1:1 Programs
Where Students Can Take Devices Home (%)



FULL-TIME EQUIVALENT (FTE) TECHNICAL SUPPORT STAFF IN UTAH SCHOOLS

