

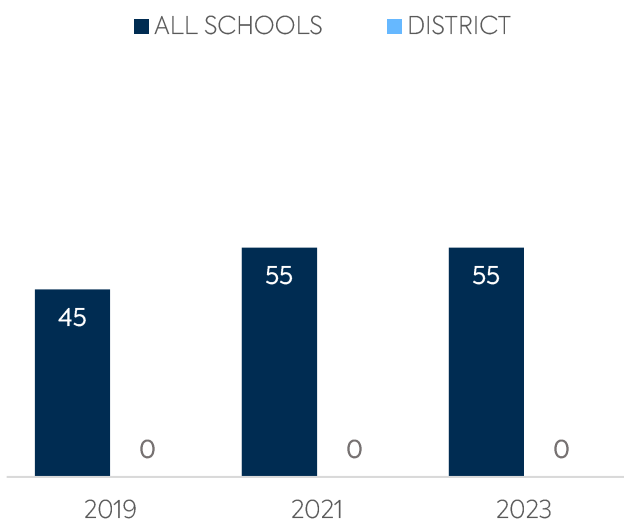
## EMERY COUNTY SCHOOL DISTRICT

### DISTRICT FACTS

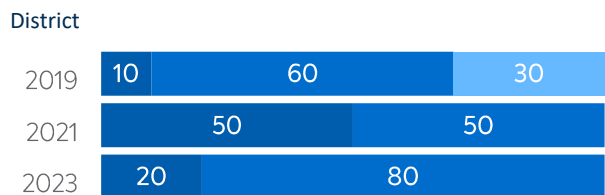
ENROLLMENT.....	2,085
NUMBER OF SCHOOLS.....	10
ESTIMATED % OF STUDENTS WITH INADEQUATE HOME INTERNET SERVICE.....	0%
% OF STUDENTS RECEIVING REMOTE INTERNET ACCESS SOLUTIONS OR SERVICE.....	10%

### WI-FI NETWORK COVERAGE


Schools Where All Educational Spaces Have Wi-Fi Access (%)



### AGE OF WI-FI ACCESS POINTS (%)



### All Schools

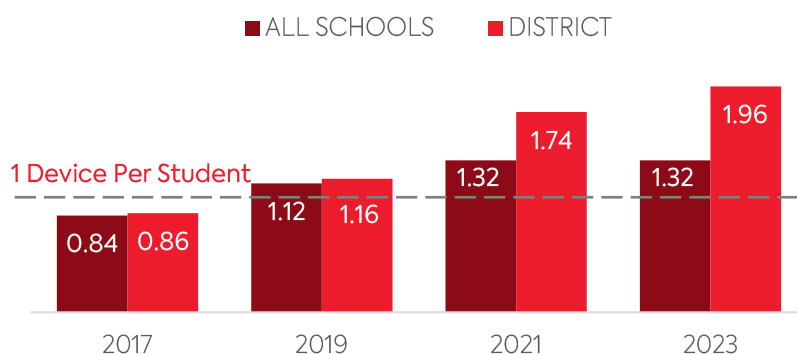


- Less Than 1 Yr. Old
- 1 Year Old
- 2 Years Old
- 3 Years Old
- 4+ Years Old
- Other, or no Wi-Fi

### COMPUTING DEVICES USED IN SCHOOLS

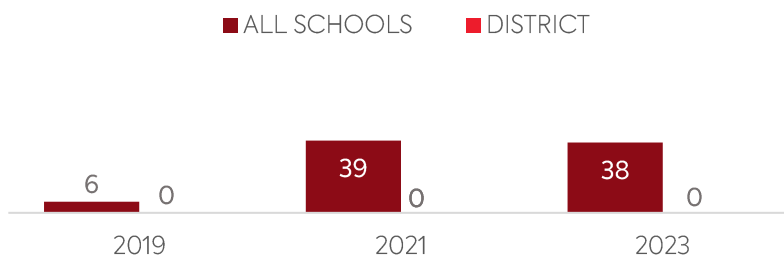
	Student Use	Teacher/Admin Use	Change in the # of Devices Since 2017	Percent Change Since 2017	Percent Change in All Schools
DESKTOPS   WINDOWS OS	833	257	101	10%	-46%
LAPTOPS   WINDOWS OS	13	23	-3	-8%	99%
DESKTOPS   MAC	1	4	-42	-89%	-43%
LAPTOPS   MAC	0	3	-8	-73%	-3%
CHROMEBOOKS   GOOGLE	3,081	21	2,379	329%	124%
TABLETS   WINDOWS	4	5	9	N/A	125%
TABLETS   ANDROID	5	0	0	0%	-27%
TABLETS   IOS	153	0	-290	-66%	21%
OTHER DEVICES	0	0	0	N/A	-90%
<b>ALL COMPUTING DEVICES</b>	<b>4,090</b>	<b>313</b>	<b>2,146</b>	<b>95%</b>	<b>53%</b>

### COMPUTING DEVICES PER STUDENT



### MOBILE DEPLOYMENT

Schools With 1:1 Programs  
Where Students Can Take Devices Home (%)



### FULL-TIME EQUIVALENT (FTE) TECHNICAL SUPPORT STAFF IN UTAH SCHOOLS

