

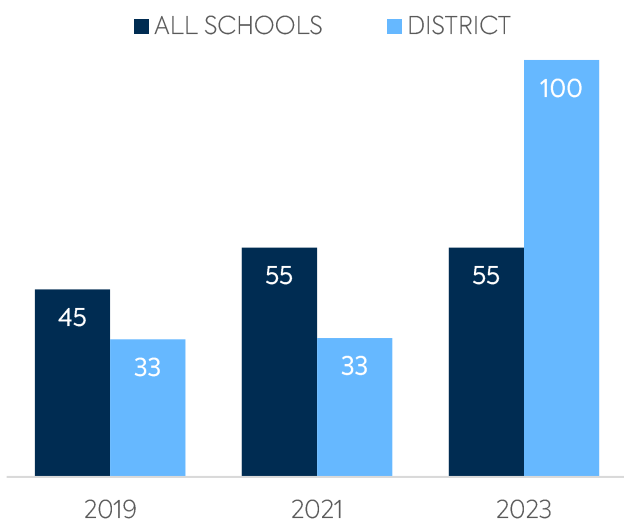
# SAN JUAN COUNTY SCHOOL DISTRICT

## DISTRICT FACTS


ENROLLMENT.....	3,006
NUMBER OF SCHOOLS.....	12
ESTIMATED % OF STUDENTS WITH INADEQUATE HOME INTERNET SERVICE.....	0%
% OF STUDENTS RECEIVING REMOTE INTERNET ACCESS SOLUTIONS OR SERVICE.....	45%

## WI-FI NETWORK COVERAGE


Schools Where All Educational Spaces Have Wi-Fi Access (%)



## AGE OF WI-FI ACCESS POINTS (%)



## All Schools

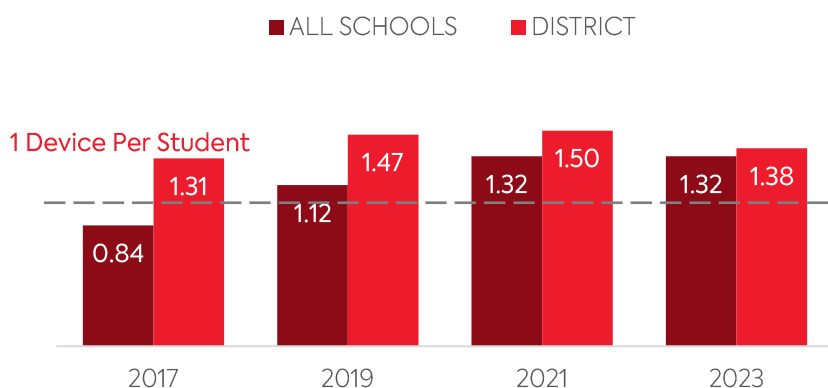


- Less Than 1 Yr. Old
- 1 Year Old
- 2 Years Old
- 3 Years Old
- 4+ Years Old
- Other, or no Wi-Fi

## COMPUTING DEVICES USED IN SCHOOLS

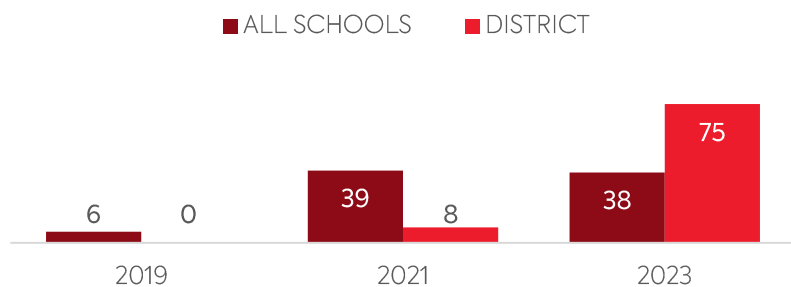
	Student Use	Teacher/Admin Use	Change in the # of Devices Since 2017	Percent Change Since 2017	Percent Change in All Schools
DESKTOPS   WINDOWS OS	377	385	-867	-53%	-46%
LAPTOPS   WINDOWS OS	1	83	-71	-46%	99%
DESKTOPS   MAC	0	0	0	N/A	-43%
LAPTOPS   MAC	0	0	-1	-100%	-3%
CHROMEBOOKS   GOOGLE	3,647	196	1,284	50%	124%
TABLETS   WINDOWS	0	0	-1	-100%	125%
TABLETS   ANDROID	0	0	0	N/A	-27%
TABLETS   IOS	87	37	-47	-28%	21%
OTHER DEVICES	24	0	24	N/A	-90%
<b>ALL COMPUTING DEVICES</b>	<b>4,136</b>	<b>701</b>	<b>321</b>	<b>7%</b>	<b>53%</b>

## COMPUTING DEVICES PER STUDENT



## MOBILE DEPLOYMENT

Schools With 1:1 Programs  
Where Students Can Take Devices Home (%)



## FULL-TIME EQUIVALENT (FTE) TECHNICAL SUPPORT STAFF IN UTAH SCHOOLS

