

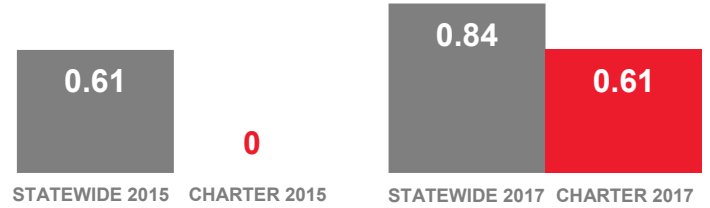
## SUMMIT ACADEMY JUNIOR HIGH - DRAPER

### SCHOOL FACTS

Student Body Size **404**  
 Urban or Rural **Urban**  
 Free | Reduced Lunch Eligible **16.9%**

### COMPUTING DEVICES PER STUDENT

1 DEVICE PER STUDENT



# 2017

## 0.37 Access Points Per Classroom

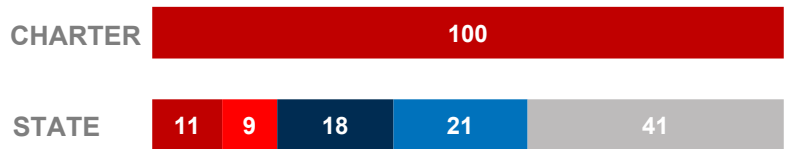
Compared to 0.82 Statewide

### COMPUTING DEVICES USED IN SCHOOLS

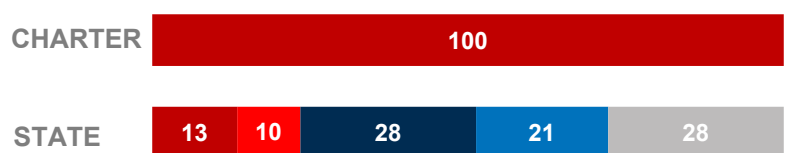
Device Type	Student Use	Teacher/Admin Use	Change in # of Devices Since 2015
Desktops   Windows OS	60	5	65
Laptops   Windows OS	0	31	31
Desktops   Mac	0	0	0
Laptops   Mac	0	0	0
Chromebooks   Google	120	0	120
Tablets   Windows	0	0	0
Tablets   Android	0	0	0
Tablets   IOS	65	0	65

### AGE OF NETWORKING GEAR IN SCHOOLS

AVERAGE AGE OF WIRED GEAR (%)



AVERAGE AGE OF WIRELESS GEAR (%)



■ Less Than 1 Yr. Old   
 ■ 1 Year Old   
 ■ 2 Years Old  
■ 3 Years Old   
 ■ 4+ Years Old   
 ■ Unknown