

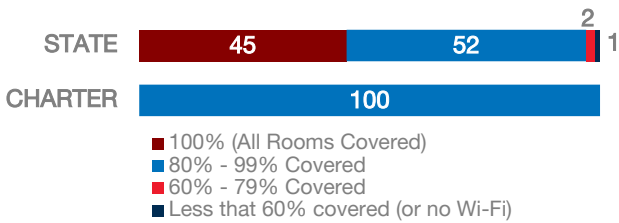
## Dixie Montessori Academy

### CHARTER FACTS

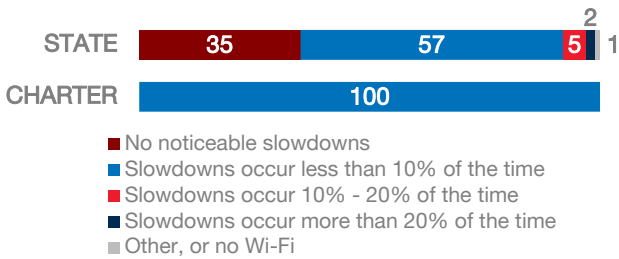
Area Population	N/A
Enrollment	277
Number of Schools	1
Urban or Rural	Urban
Median Household Income	N/A
Poverty Rate	N/A

### WI-FI NETWORKS

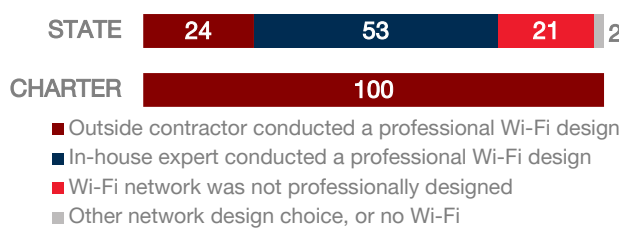
#### WI-FI COVERAGE REPORTED BY SCHOOLS (%)



#### SCHOOLS EXPERIENCING DECLINES IN WI-FI SERVICE SPEEDS DURING SCHOOLTIME (%)



#### HOW SCHOOL WI-FI NETWORKS WERE DESIGNED

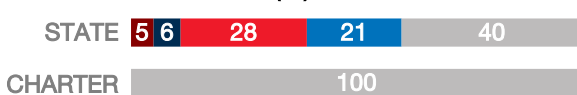


### NETWORK GEAR IN SCHOOLS

#### AGE OF WIRELESS GEAR (%)

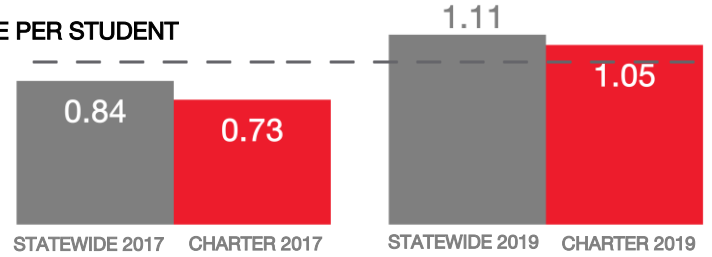


#### AGE OF WIRED GEAR (%)



### COMPUTING DEVICES PER STUDENT

#### 1 DEVICE PER STUDENT



### COMPUTING DEVICES USED IN SCHOOLS

Device Type	Student Use	Teacher/Admin Use	Change in the # of Devices Since 2017	Percent Change Since 2017
Desktops   Windows OS	0	14	0	0%
Laptops   Windows OS	0	4	0	0%
Desktops   Mac	0	1	0	0%
Laptops   Mac	0	1	0	0%
Chromebooks   Google	250	17	0	0%
Tablets   Windows	0	0	0	N/A
Tablets   Android	40	2	-8	-16%
Tablets   IOS	0	0	0	N/A

### MOBILE DEPLOYMENT

#### WIRELESS DEVICE POLICIES AT SCHOOLS (%)



### FULL-TIME EQUIVALENT (FTE) TECHNICAL SUPPORT STAFF IN UTAH SCHOOLS

#### Computing Devices Per FTE Technical Support Staff

#### Teachers Per FTE Instructional Tech Support Staff

