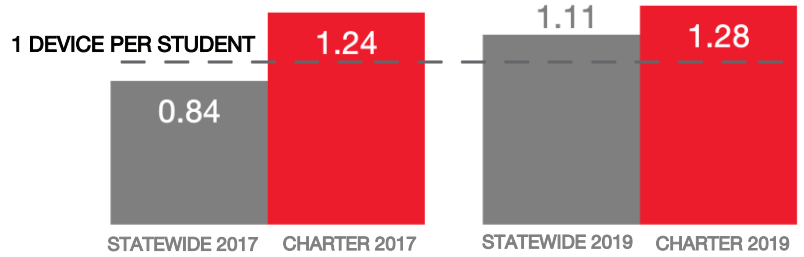


Beehive Science & Technology Academy (BSTA)

CHARTER FACTS

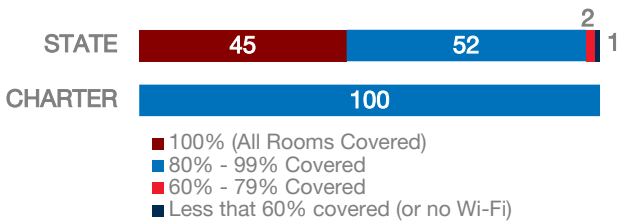
Area Population	N/A
Enrollment	320
Number of Schools	1
Urban or Rural	Urban
Median Household Income	N/A
Poverty Rate	N/A

COMPUTING DEVICES PER STUDENT

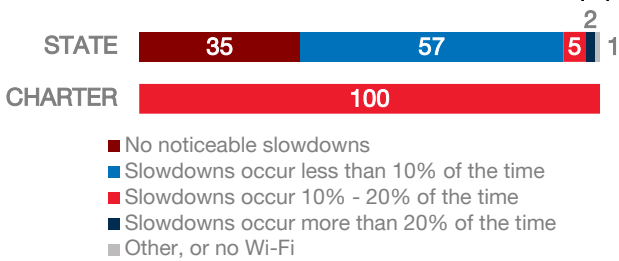


WI-FI NETWORKS

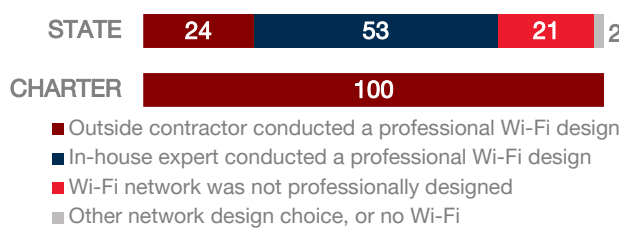
WI-FI COVERAGE REPORTED BY SCHOOLS (%)



SCHOOLS EXPERIENCING DECLINES IN WI-FI SERVICE SPEEDS DURING SCHOOLTIME (%)



HOW SCHOOL WI-FI NETWORKS WERE DESIGNED

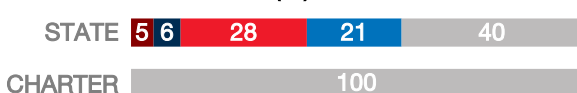


NETWORK GEAR IN SCHOOLS

AGE OF WIRELESS GEAR (%)



AGE OF WIRED GEAR (%)

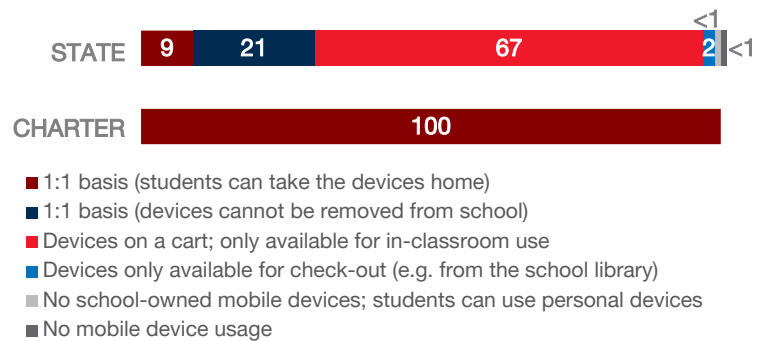


COMPUTING DEVICES USED IN SCHOOLS

Device Type	Student Use	Teacher/Admin Use	Change in # of Devices Since 2017	Percent Change Since 2017
Desktops Windows OS	25	0	-24	-49%
Laptops Windows OS	0	0	0	N/A
Desktops Mac	54	1	27	96%
Laptops Mac	10	24	10	42%
Chromebooks Google	0	0	0	N/A
Tablets Windows	0	0	0	N/A
Tablets Android	0	0	0	N/A
Tablets IOS	320	24	9	3%

MOBILE DEPLOYMENT

WIRELESS DEVICE POLICIES AT SCHOOLS (%)



FULL-TIME EQUIVALENT (FTE) TECHNICAL SUPPORT STAFF IN UTAH SCHOOLS

