

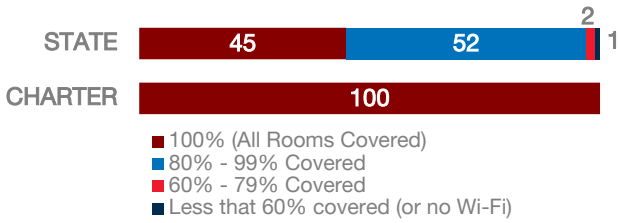
Bonneville Academy

CHARTER FACTS

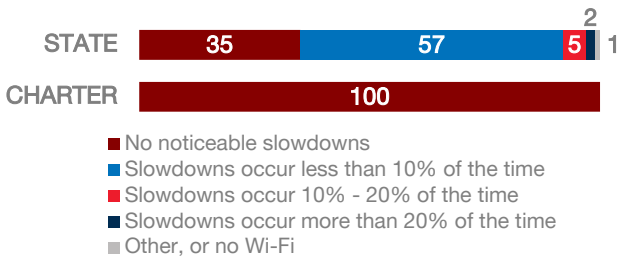
Area Population	N/A
Enrollment	556
Number of Schools	1
Urban or Rural	Urban
Median Household Income	N/A
Poverty Rate	N/A

WI-FI NETWORKS

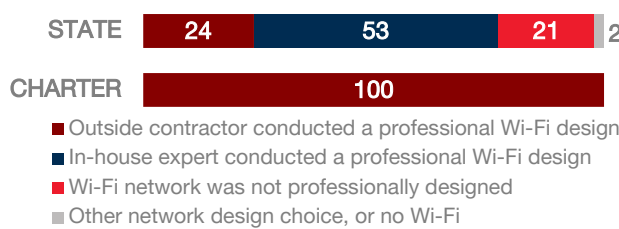
WI-FI COVERAGE REPORTED BY SCHOOLS (%)



SCHOOLS EXPERIENCING DECLINES IN WI-FI SERVICE SPEEDS DURING SCHOOLTIME (%)



HOW SCHOOL WI-FI NETWORKS WERE DESIGNED



NETWORK GEAR IN SCHOOLS

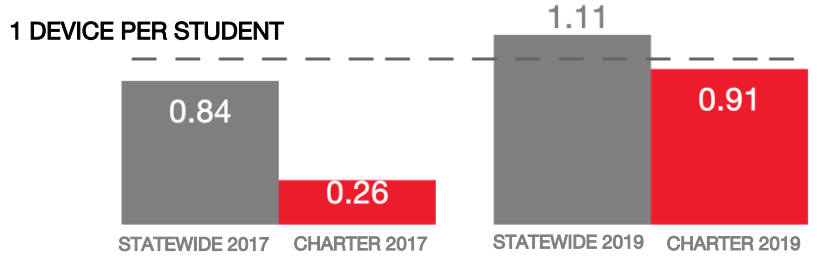
AGE OF WIRELESS GEAR (%)



AGE OF WIRED GEAR (%)



COMPUTING DEVICES PER STUDENT

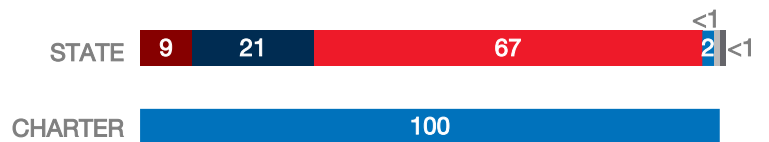


COMPUTING DEVICES USED IN SCHOOLS

Device Type	Student Use	Teacher/Admin Use	Change in # of Devices Since 2017	Percent Change Since 2017
Desktops Windows OS	58	5	3	5%
Laptops Windows OS	26	60	26	43%
Desktops Mac	0	1	1	N/A
Laptops Mac	0	0	0	N/A
Chromebooks Google	356	356	622	691%
Tablets Windows	0	0	0	N/A
Tablets Android	5	0	5	N/A
Tablets IOS	60	60	85	243%

MOBILE DEPLOYMENT

WIRELESS DEVICE POLICIES AT SCHOOLS (%)



FULL-TIME EQUIVALENT (FTE) TECHNICAL SUPPORT STAFF IN UTAH SCHOOLS

