

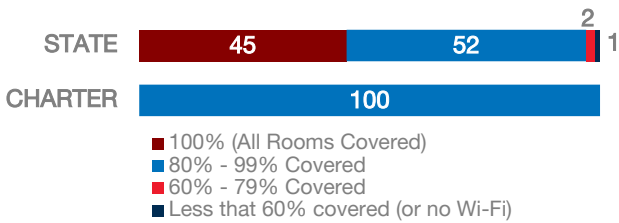
Leadership Learning Academy

CHARTER FACTS

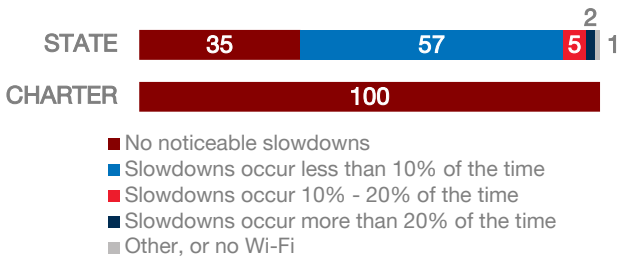
Area Population	N/A
Enrollment	879
Number of Schools	2
Urban or Rural	Urban
Median Household Income	N/A
Poverty Rate	N/A

WI-FI NETWORKS

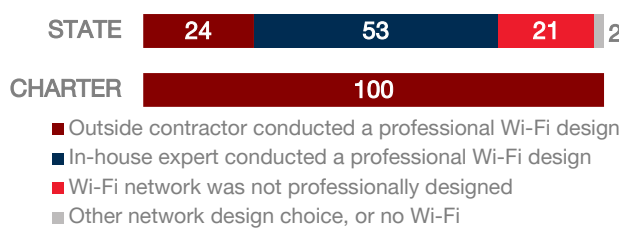
WI-FI COVERAGE REPORTED BY SCHOOLS (%)



SCHOOLS EXPERIENCING DECLINES IN WI-FI SERVICE SPEEDS DURING SCHOOLTIME (%)

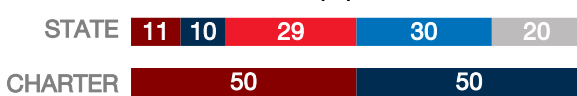


HOW SCHOOL WI-FI NETWORKS WERE DESIGNED

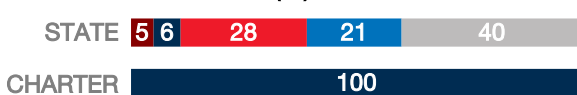


NETWORK GEAR IN SCHOOLS

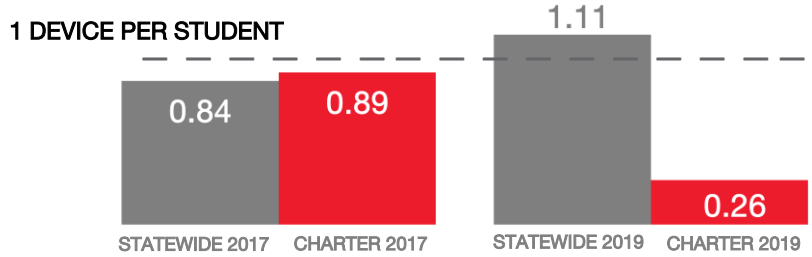
AGE OF WIRELESS GEAR (%)



AGE OF WIRED GEAR (%)



COMPUTING DEVICES PER STUDENT

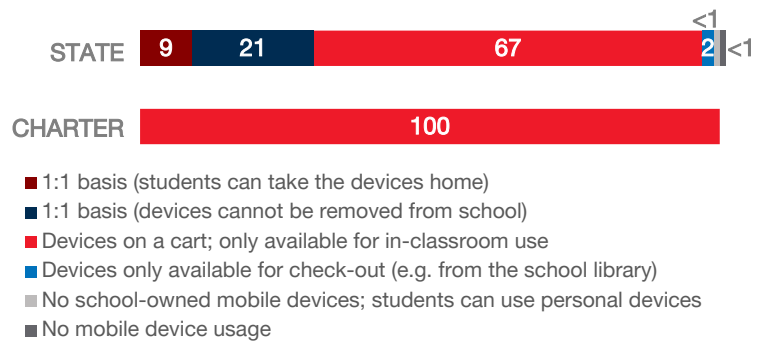


COMPUTING DEVICES USED IN SCHOOLS

Device Type	Student Use	Teacher/Admin Use	Change in the # of Devices Since 2017	Percent Change Since 2017
Desktops Windows OS	0	1	1	N/A
Laptops Windows OS	230	52	143	103%
Desktops Mac	0	0	0	N/A
Laptops Mac	0	3	3	N/A
Chromebooks Google	0	0	0	N/A
Tablets Windows	0	0	0	N/A
Tablets Android	0	0	0	N/A
Tablets IOS	0	18	0	0%

MOBILE DEPLOYMENT

WIRELESS DEVICE POLICIES AT SCHOOLS (%)



FULL-TIME EQUIVALENT (FTE) TECHNICAL SUPPORT STAFF IN UTAH SCHOOLS

