

## AMERICAN LEADERSHIP ACADEMY

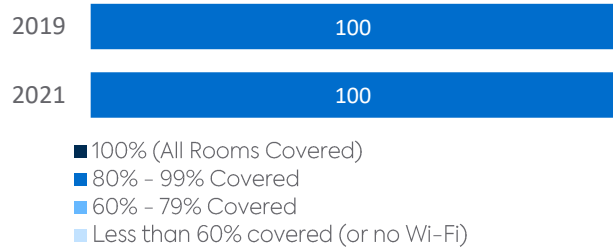
### CHARTER FACTS

ENROLLMENT .....1,657  
 NUMBER OF SCHOOLS .....1  
 ESTIMATED % OF STUDENTS WITH INADEQUATE HOME INTERNET SERVICE .....1%  
 % OF STUDENTS RECEIVING REMOTE INTERNET ACCESS SOLUTIONS OR SERVICE .....0%

### WI-FI NETWORKS

#### Wi-Fi Coverage Reported by Schools (%)

#### Charter Coverage

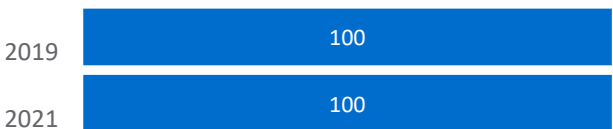


#### Statewide Coverage

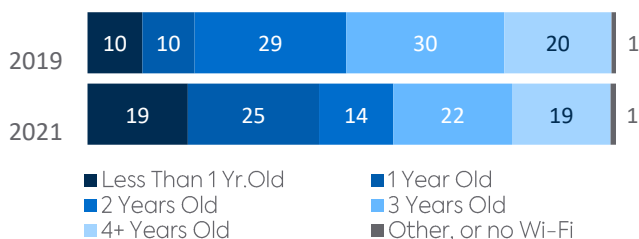


#### Age of Wi-Fi Access Points Reported by Schools (%)

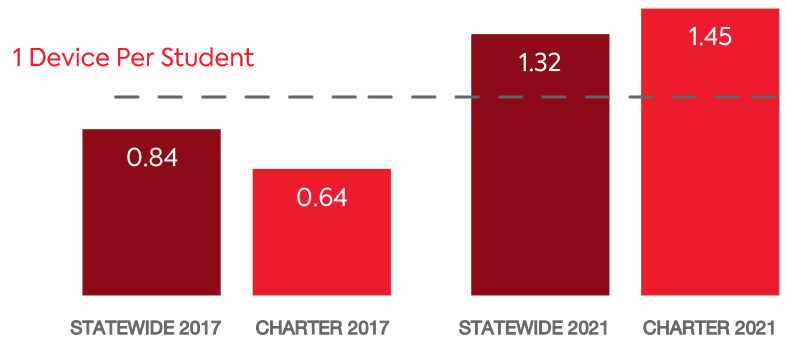
#### Charter Coverage



#### Statewide Coverage



### COMPUTING DEVICES PER STUDENT



### COMPUTING DEVICES USED IN SCHOOLS

|                              | Student Use  | Teacher/Admin Use | Change in the # of Devices Since 2017 | Percent Change Since 2017 | Percent Change Statewide |
|------------------------------|--------------|-------------------|---------------------------------------|---------------------------|--------------------------|
| DESKTOPS   WINDOWS OS        | 100          | 10                | -19                                   | -15%                      | -30%                     |
| LAPTOPS   WINDOWS OS         | 550          | 170               | +255                                  | 55%                       | 112%                     |
| DESKTOPS   MAC               | 52           | 4                 | -1                                    | -2%                       | -25%                     |
| LAPTOPS   MAC                | 0            | 10                | 0                                     | 0%                        | 3%                       |
| CHROMEBOOKS   GOOGLE         | 1,590        | 4                 | +1,170                                | 276%                      | 126%                     |
| TABLETS   WINDOWS            | 0            | 0                 | -30                                   | -100%                     | 86%                      |
| TABLETS   ANDROID            | 0            | 0                 | 0                                     | N/A                       | -23%                     |
| TABLETS   IOS                | 80           | 10                | -126                                  | -58%                      | 21%                      |
| OTHER DEVICES                | 30           | 0                 | 0                                     | 0%                        | -88%                     |
| <b>ALL COMPUTING DEVICES</b> | <b>2,402</b> | <b>208</b>        | <b>+1,249</b>                         | <b>92%</b>                | <b>59%</b>               |

### MOBILE DEPLOYMENT

#### Wireless Device Policies at Schools (%)



- 1:1 basis (students can take the devices home)
- 1:1 basis (devices cannot be removed from school)
- Devices on a cart; only available for in-classroom use
- Devices only available for check-out (e.g. from the school library)
- No school-owned mobile devices; students can use personal devices
- No mobile device usage

### FULL-TIME EQUIVALENT (FTE) TECHNICAL SUPPORT STAFF IN UTAH SCHOOLS

