

FREEDOM PREPARATORY ACADEMY


CHARTER FACTS

ENROLLMENT2,002
 NUMBER OF SCHOOLS4
 ESTIMATED % OF STUDENTS WITH INADEQUATE HOME INTERNET SERVICE 13.3%
 % OF STUDENTS RECEIVING REMOTE INTERNET ACCESS SOLUTIONS OR SERVICE0%

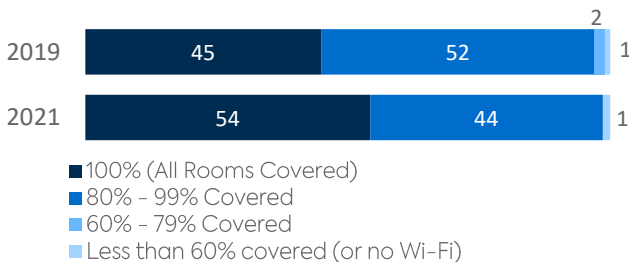
WI-FI NETWORKS

Wi-Fi Coverage Reported by Schools (%)

Charter Coverage




Statewide Coverage

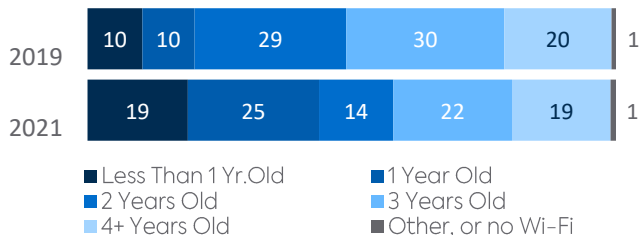


Age of Wi-Fi Access Points Reported by Schools (%)

Charter Coverage

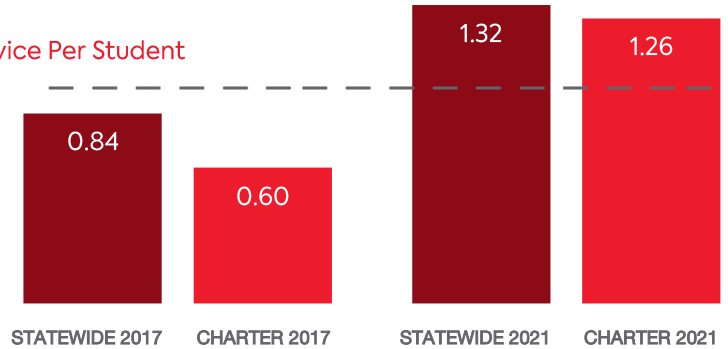


Statewide Coverage



COMPUTING DEVICES PER STUDENT

1 Device Per Student

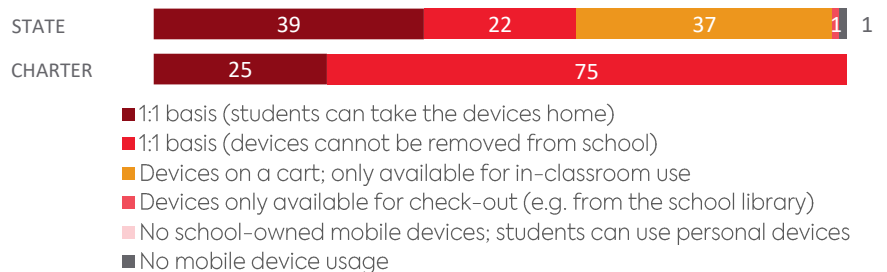


COMPUTING DEVICES USED IN SCHOOLS

	Student Use	Teacher/ Admin Use	Change in the # of Devices Since 2017	Percent Change Since 2017	Percent Change Statewide
DESKTOPS WINDOWS OS	45	155	+78	64%	-30%
LAPTOPS WINDOWS OS	27	14	+40	4000%	112%
DESKTOPS MAC	37	28	+65	N/A	-25%
LAPTOPS MAC	0	8	+8	N/A	3%
CHROMEBOOKS GOOGLE	2,113	85	+1,668	315%	126%
TABLETS WINDOWS	0	0	0	N/A	86%
TABLETS ANDROID	0	0	0	N/A	-23%
TABLETS IOS	300	27	+315	2625%	21%
OTHER DEVICES	0	0	0	N/A	-88%
ALL COMPUTING DEVICES	2,522	317	+2,174	327%	59%

MOBILE DEPLOYMENT

Wireless Device Policies at Schools (%)



FULL-TIME EQUIVALENT (FTE) TECHNICAL SUPPORT STAFF IN UTAH SCHOOLS

Computing Devices Per FTE Technical Support Staff

Teachers Per FTE Instructional Tech Support Staff

