

GREENWOOD CHARTER SCHOOL

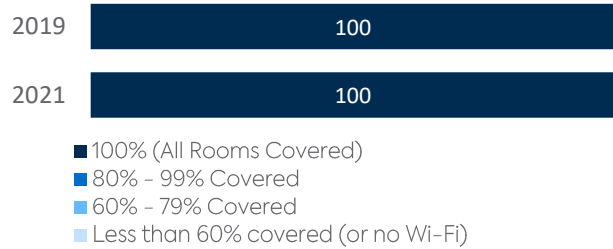
CHARTER FACTS

ENROLLMENT	350
NUMBER OF SCHOOLS	1
ESTIMATED % OF STUDENTS WITH INADEQUATE HOME INTERNET SERVICE	1%
% OF STUDENTS RECEIVING REMOTE INTERNET ACCESS SOLUTIONS OR SERVICE	1%

WI-FI NETWORKS

Wi-Fi Coverage Reported by Schools (%)

Charter Coverage

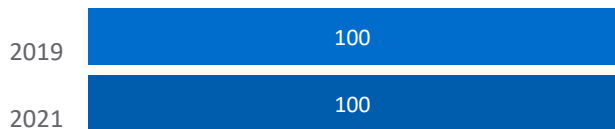


Statewide Coverage



Age of Wi-Fi Access Points Reported by Schools (%)

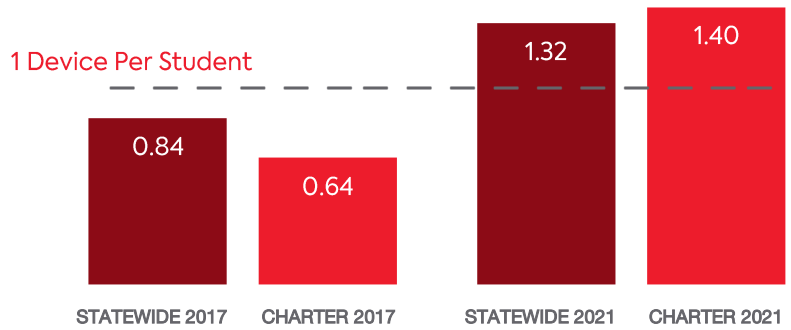
Charter Coverage



Statewide Coverage



COMPUTING DEVICES PER STUDENT



COMPUTING DEVICES USED IN SCHOOLS

	Student Use	Teacher/ Admin Use	Change in the # of Devices Since 2017	Percent Change Since 2017	Percent Change Statewide
DESKTOPS WINDOWS OS	0	27	-53	-66%	-30%
LAPTOPS WINDOWS OS	0	4	-6	-60%	+112%
DESKTOPS MAC	0	0	0	N/A	-25%
LAPTOPS MAC	0	27	+27	N/A	+3%
CHROMEBOOKS GOOGLE	400	400	+670	+515%	+126%
TABLETS WINDOWS	0	0	0	N/A	+86%
TABLETS ANDROID	0	0	-50	-100%	-23%
TABLETS IOS	90	25	+115	N/A	+21%
OTHER DEVICES	0	0	0	N/A	-88%
ALL COMPUTING DEVICES	490	483	+703	+260%	+59%

MOBILE DEPLOYMENT

Wireless Device Policies at Schools (%)



- 1:1 basis (students can take the devices home)
- 1:1 basis (devices cannot be removed from school)
- Devices on a cart; only available for in-classroom use
- Devices only available for check-out (e.g. from the school library)
- No school-owned mobile devices; students can use personal devices
- No mobile device usage

FULL-TIME EQUIVALENT (FTE) TECHNICAL SUPPORT STAFF IN UTAH SCHOOLS

