

MONTICELLO ACADEMY

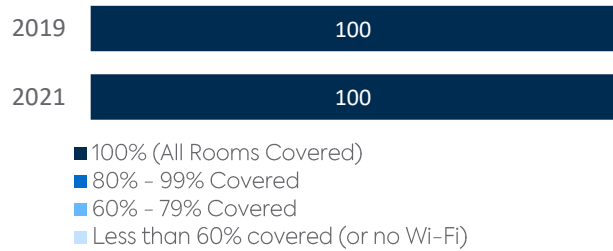
CHARTER FACTS

ENROLLMENT	941
NUMBER OF SCHOOLS	2
ESTIMATED % OF STUDENTS WITH INADEQUATE HOME INTERNET SERVICE	0%
% OF STUDENTS RECEIVING REMOTE INTERNET ACCESS SOLUTIONS OR SERVICE	0%

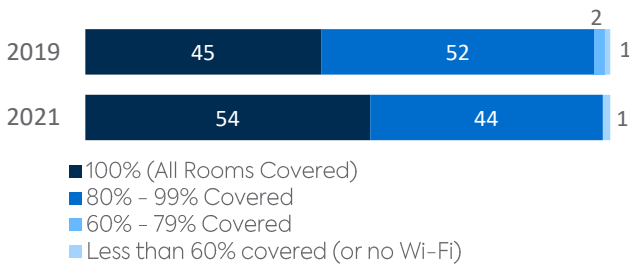
WI-FI NETWORKS

Wi-Fi Coverage Reported by Schools (%)

Charter Coverage

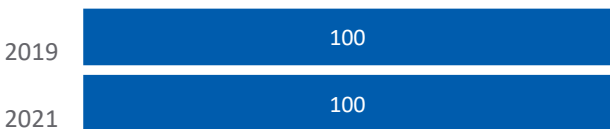


Statewide Coverage

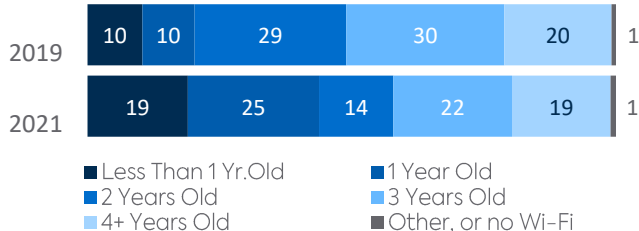


Age of Wi-Fi Access Points Reported by Schools (%)

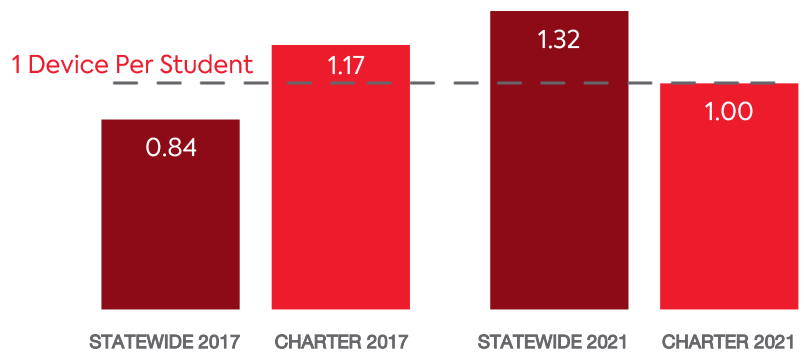
Charter Coverage



Statewide Coverage



COMPUTING DEVICES PER STUDENT



COMPUTING DEVICES USED IN SCHOOLS

	Student Use	Teacher/Admin Use	Change in the # of Devices Since 2017	Percent Change Since 2017	Percent Change Statewide
DESKTOPS WINDOWS OS	0	2	-78	-98%	-30%
LAPTOPS WINDOWS OS	0	65	+5	8%	112%
DESKTOPS MAC	0	0	0	N/A	-25%
LAPTOPS MAC	0	1	0	0%	3%
CHROMEBOOKS GOOGLE	941	15	+326	52%	126%
TABLETS WINDOWS	0	0	0	N/A	86%
TABLETS ANDROID	0	0	-80	-100%	-23%
TABLETS IOS	0	10	-145	-94%	21%
OTHER DEVICES	0	0	0	N/A	-88%
ALL COMPUTING DEVICES	941	93	+28	3%	59%

MOBILE DEPLOYMENT

Wireless Device Policies at Schools (%)



- 1:1 basis (students can take the devices home)
- 1:1 basis (devices cannot be removed from school)
- Devices on a cart; only available for in-classroom use
- Devices only available for check-out (e.g. from the school library)
- No school-owned mobile devices; students can use personal devices
- No mobile device usage

FULL-TIME EQUIVALENT (FTE) TECHNICAL SUPPORT STAFF IN UTAH SCHOOLS

