

MORGAN SCHOOL DISTRICT

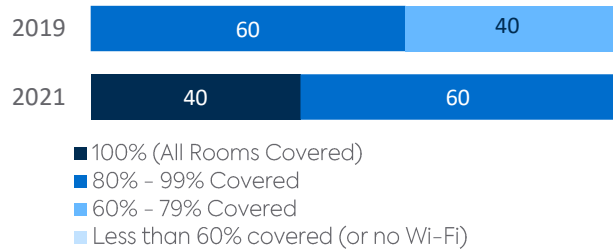
DISTRICT FACTS

ENROLLMENT 3,418
 NUMBER OF SCHOOLS 5
 ESTIMATED % OF STUDENTS WITH INADEQUATE HOME INTERNET SERVICE 0.7%
 % OF STUDENTS RECEIVING REMOTE INTERNET ACCESS SOLUTIONS OR SERVICE 0%

WI-FI NETWORKS

Wi-Fi Coverage Reported by Schools (%)

District Coverage

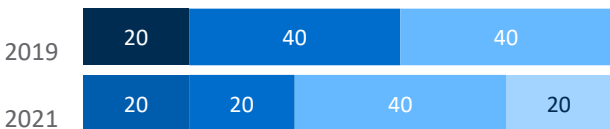


Statewide Coverage

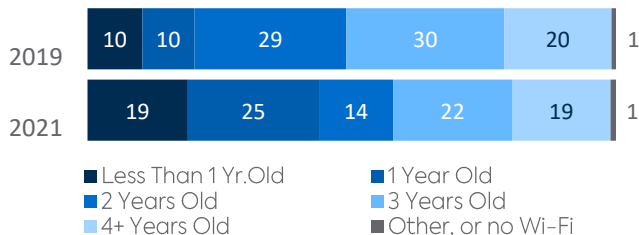


Age of Wi-Fi Access Points Reported by Schools (%)

District Coverage

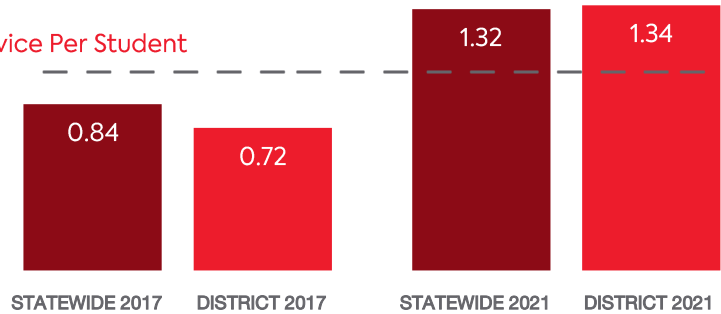


Statewide Coverage



COMPUTING DEVICES PER STUDENT

1 Device Per Student



COMPUTING DEVICES USED IN SCHOOLS

Device Type	Student Use	Teacher/Admin Use	Change in the # of Devices Since 2017	Percent Change Since 2017	Percent Change Statewide
DESKTOPS WINDOWS OS	208	135	+50	17%	-30%
LAPTOPS WINDOWS OS	70	97	+62	59%	112%
DESKTOPS MAC	66	5	+33	87%	-25%
LAPTOPS MAC	32	23	+52	1733%	3%
CHROMEBOOKS GOOGLE	3,620	32	+1,967	117%	126%
TABLETS WINDOWS	15	2	0	0%	86%
TABLETS ANDROID	180	2	0	0%	-23%
TABLETS IOS	335	30	+235	181%	21%
OTHER DEVICES	40	0	40	N/A	-88%
ALL COMPUTING DEVICES	4,566	326	+2,439	99%	59%

MOBILE DEPLOYMENT

Wireless Device Policies at Schools (%)



FULL-TIME EQUIVALENT (FTE) TECHNICAL SUPPORT STAFF IN UTAH SCHOOLS

