

## WASATCH COUNTY SCHOOL DISTRICT

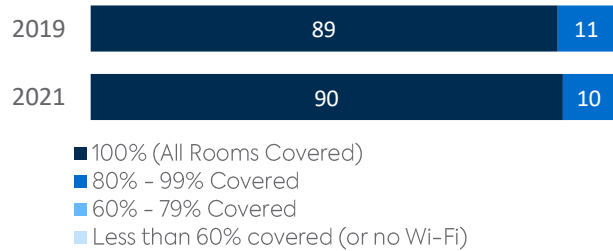
### DISTRICT FACTS

ENROLLMENT..... 9,112  
 NUMBER OF SCHOOLS.....10  
 ESTIMATED % OF STUDENTS WITH INADEQUATE HOME INTERNET SERVICE ..... 0.6%  
 % OF STUDENTS RECEIVING REMOTE INTERNET ACCESS SOLUTIONS OR SERVICE.....1%

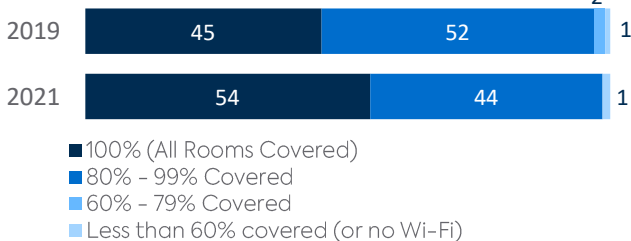
### WI-FI NETWORKS

#### Wi-Fi Coverage Reported by Schools (%)

#### District Coverage

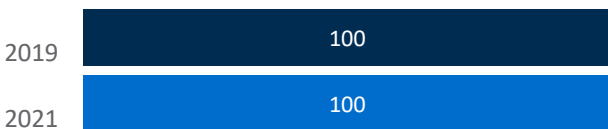


#### Statewide Coverage

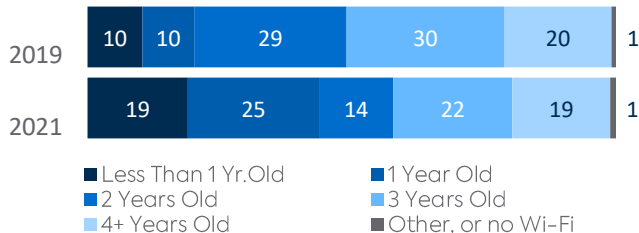


#### Age of Wi-Fi Access Points Reported by Schools (%)

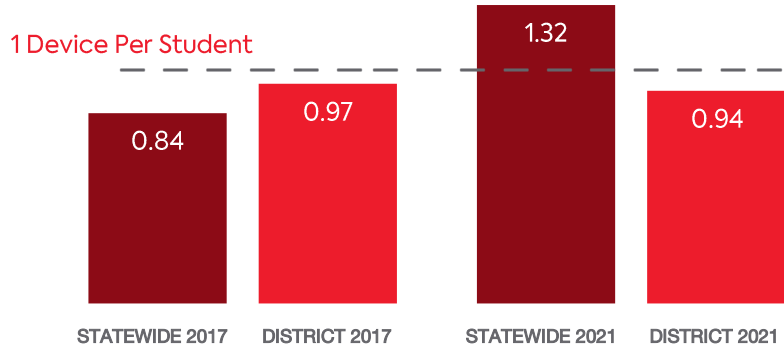
#### District Coverage



#### Statewide Coverage



### COMPUTING DEVICES PER STUDENT



### COMPUTING DEVICES USED IN SCHOOLS

Device Type	Student Use	Teacher/Admin Use	Change in the # of Devices Since 2017	Percent Change Since 2017	Percent Change Statewide
DESKTOPS   WINDOWS OS	40	62	-180	-64%	-30%
LAPTOPS   WINDOWS OS	280	124	-6,490	-94%	112%
DESKTOPS   MAC	96	22	+2	2%	-25%
LAPTOPS   MAC	2,545	599	+3,114	10380%	3%
CHROMEBOOKS   GOOGLE	0	0	0	N/A	126%
TABLETS   WINDOWS	0	0	0	N/A	86%
TABLETS   ANDROID	0	0	0	N/A	-23%
TABLETS   IOS	5,566	526	+5,703	1466%	21%
OTHER DEVICES	0	0	0	N/A	-88%
<b>ALL COMPUTING DEVICES</b>	<b>8,527</b>	<b>1,333</b>	<b>+2,149</b>	<b>28%</b>	<b>59%</b>

### MOBILE DEPLOYMENT

#### Wireless Device Policies at Schools (%)



### FULL-TIME EQUIVALENT (FTE) TECHNICAL SUPPORT STAFF IN UTAH SCHOOLS

