

WAYNE COUNTY SCHOOL DISTRICT

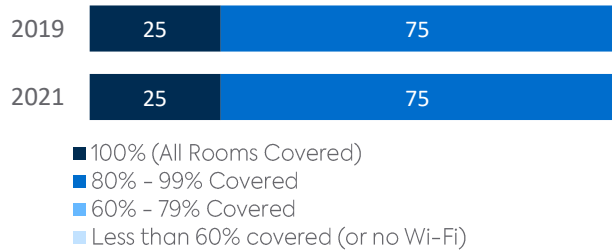
DISTRICT FACTS

ENROLLMENT..... 436
 NUMBER OF SCHOOLS.....4
 ESTIMATED % OF STUDENTS WITH INADEQUATE HOME INTERNET SERVICE6.1%
 % OF STUDENTS RECEIVING REMOTE INTERNET ACCESS SOLUTIONS OR SERVICE.....0%

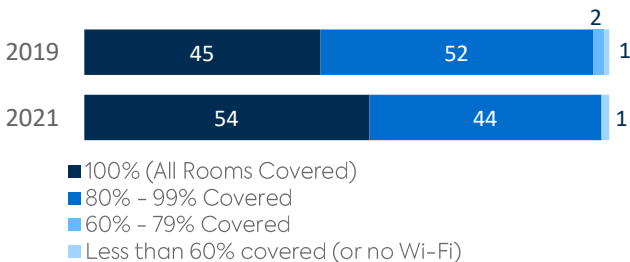
WI-FI NETWORKS

Wi-Fi Coverage Reported by Schools (%)

District Coverage



Statewide Coverage

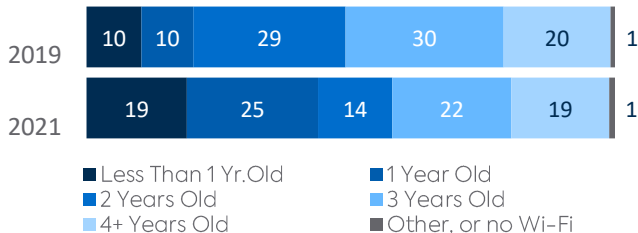


Age of Wi-Fi Access Points Reported by Schools (%)

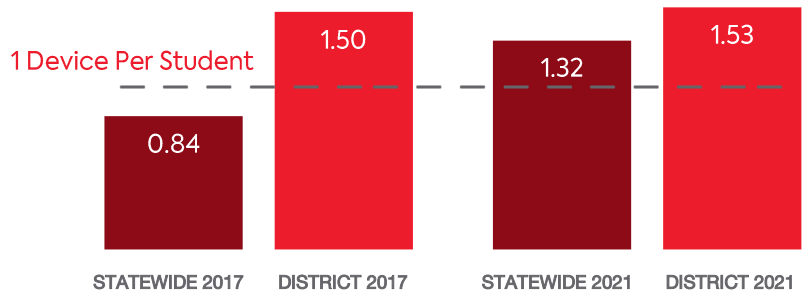
District Coverage



Statewide Coverage



COMPUTING DEVICES PER STUDENT



COMPUTING DEVICES USED IN SCHOOLS

Device Type	Student Use	Teacher/Admin Use	Change in the # of Devices Since 2017	Percent Change Since 2017	Percent Change Statewide
DESKTOPS WINDOWS OS	20	1	+4	24%	-30%
LAPTOPS WINDOWS OS	0	0	-4	-100%	112%
DESKTOPS MAC	93	38	-16	-11%	-25%
LAPTOPS MAC	53	21	+16	28%	3%
CHROMEBOOKS GOOGLE	0	0	0	N/A	126%
TABLETS WINDOWS	0	0	0	N/A	86%
TABLETS ANDROID	0	0	0	N/A	-23%
TABLETS IOS	503	66	-44	-7%	21%
OTHER DEVICES	0	0	0	N/A	-88%
ALL COMPUTING DEVICES	669	126	-44	-5%	59%

MOBILE DEPLOYMENT

Wireless Device Policies at Schools (%)



FULL-TIME EQUIVALENT (FTE) TECHNICAL SUPPORT STAFF IN UTAH SCHOOLS

