

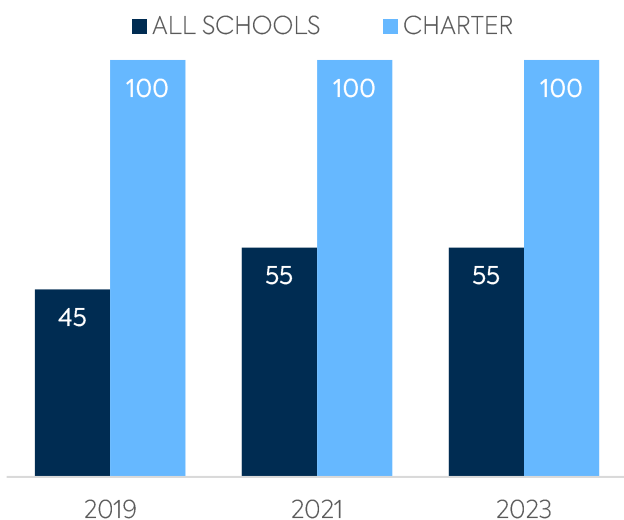
ACADEMY FOR MATH ENGINEERING & SCIENCE (AMES)

CHARTER FACTS



ENROLLMENT.....	467
NUMBER OF SCHOOLS.....	1
ESTIMATED % OF STUDENTS WITH INADEQUATE HOME INTERNET SERVICE.....	10%
% OF STUDENTS RECEIVING REMOTE INTERNET ACCESS SOLUTIONS OR SERVICE.....	10%

WI-FI NETWORK COVERAGE

Schools Where All Educational Spaces Have Wi-Fi Access (%)



AGE OF WI-FI ACCESS POINTS (%)

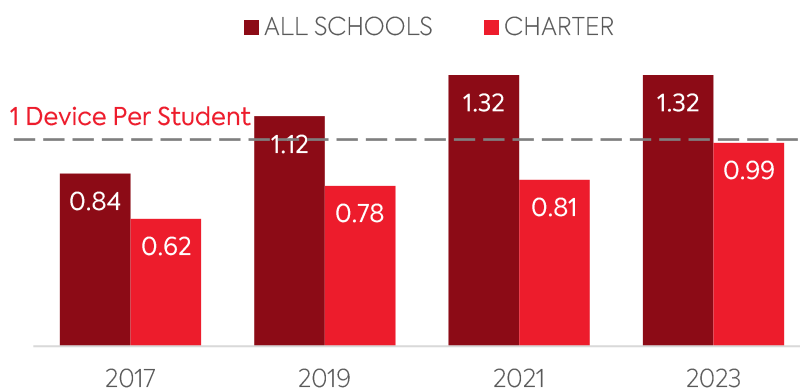


■ Less Than 1 Yr. Old ■ 1 Year Old
■ 2 Years Old ■ 3 Years Old
■ 4+ Years Old ■ Other, or no Wi-Fi

COMPUTING DEVICES USED IN SCHOOLS

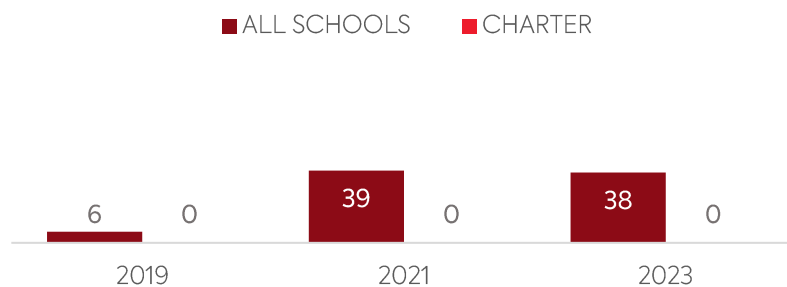
	Student Use	Teacher/Admin Use	Change in the # of Devices Since 2017	Percent Change Since 2017	Percent Change in All Schools
DESKTOPS WINDOWS OS	75	8	-23	-22%	-46%
LAPTOPS WINDOWS OS	250	31	100	55%	99%
DESKTOPS MAC	12	3	6	67%	-43%
LAPTOPS MAC	0	1	0	0%	-3%
CHROMEBOOKS GOOGLE	0	0	0	N/A	124%
TABLETS WINDOWS	0	0	0	N/A	125%
TABLETS ANDROID	0	0	0	N/A	-27%
TABLETS IOS	125	10	71	111%	21%
OTHER DEVICES	0	0	0	N/A	-90%
ALL COMPUTING DEVICES	462	53	154	43%	53%

COMPUTING DEVICES PER STUDENT



MOBILE DEPLOYMENT

Schools With 1:1 Programs
Where Students Can Take Devices Home (%)



FULL-TIME EQUIVALENT (FTE) TECHNICAL SUPPORT STAFF IN UTAH SCHOOLS

Computing Devices Per FTE Technical Support Staff Teachers Per FTE Instructional Tech Support Staff

