

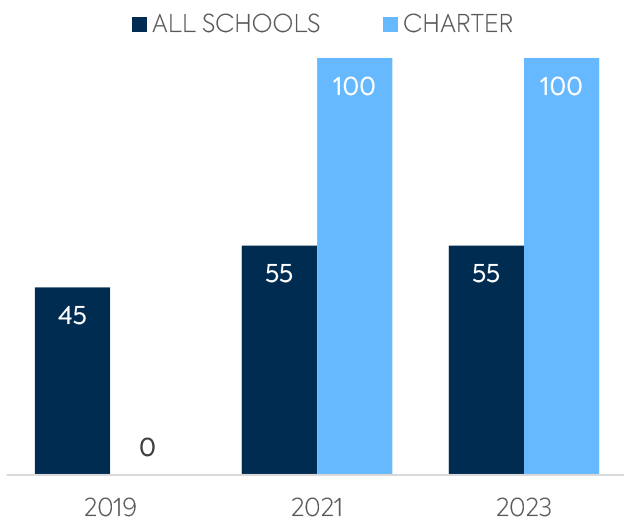
KARL G MAESER PREPARATORY ACADEMY

CHARTER FACTS


ENROLLMENT.....	635
NUMBER OF SCHOOLS.....	1
ESTIMATED % OF STUDENTS WITH INADEQUATE HOME INTERNET SERVICE.....	0%
% OF STUDENTS RECEIVING REMOTE INTERNET ACCESS SOLUTIONS OR SERVICE.....	0%

WI-FI NETWORK COVERAGE


Schools Where All Educational Spaces Have Wi-Fi Access (%)



AGE OF WI-FI ACCESS POINTS (%)



All Schools

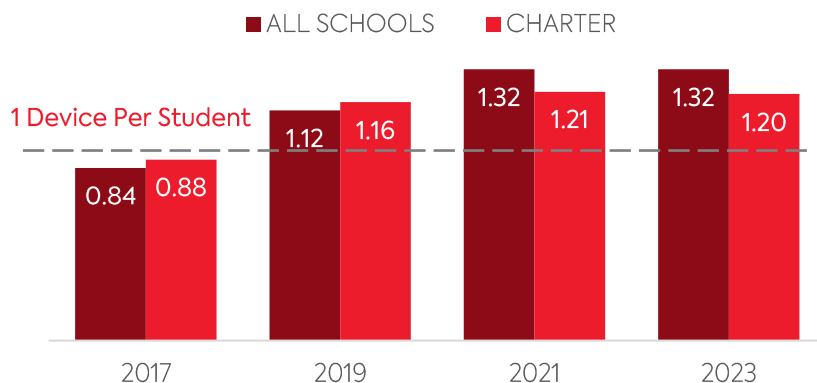


- Less Than 1 Yr. Old
- 1 Year Old
- 2 Years Old
- 3 Years Old
- 4+ Years Old
- Other, or no Wi-Fi

COMPUTING DEVICES USED IN SCHOOLS

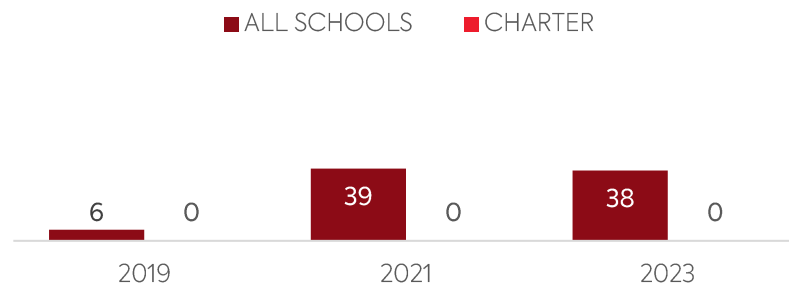
	Student Use	Teacher/Admin Use	Change in the # of Devices Since 2017	Percent Change Since 2017	Percent Change in All Schools
DESKTOPS WINDOWS OS	27	2	-1	-3%	-46%
LAPTOPS WINDOWS OS	0	60	-25	-29%	99%
DESKTOPS MAC	30	2	32	N/A	-43%
LAPTOPS MAC	0	0	0	N/A	-3%
CHROMEBOOKS GOOGLE	700	5	205	41%	124%
TABLETS WINDOWS	0	0	0	N/A	125%
TABLETS ANDROID	0	0	-2	-100%	-27%
TABLETS IOS	4	0	0	0%	21%
OTHER DEVICES	0	0	0	N/A	-90%
ALL COMPUTING DEVICES	761	69	209	34%	53%

COMPUTING DEVICES PER STUDENT



MOBILE DEPLOYMENT

Schools With 1:1 Programs
Where Students Can Take Devices Home (%)



FULL-TIME EQUIVALENT (FTE) TECHNICAL SUPPORT STAFF IN UTAH SCHOOLS

