

VISTA AT ENTRADA

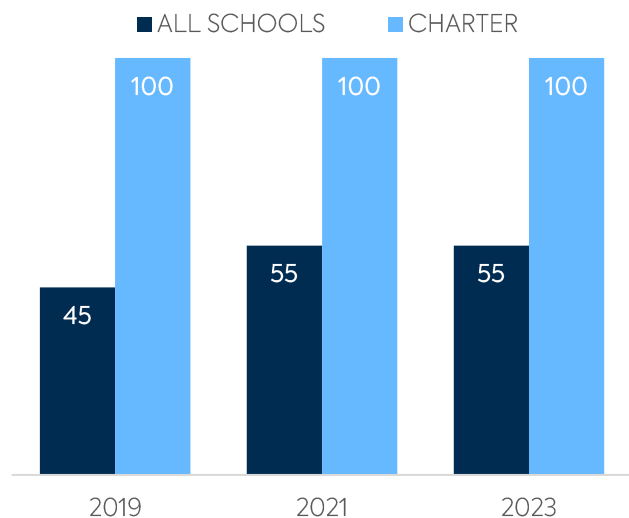
SCHOOL OF PERFORMING ARTS & TECHNOLOGY

CHARTER FACTS


ENROLLMENT.....	1,117
NUMBER OF SCHOOLS.....	1
ESTIMATED % OF STUDENTS WITH INADEQUATE HOME INTERNET SERVICE.....	1%
% OF STUDENTS RECEIVING REMOTE INTERNET ACCESS SOLUTIONS OR SERVICE.....	0%

WI-FI NETWORK COVERAGE


Schools Where All Educational Spaces Have Wi-Fi Access (%)



AGE OF WI-FI ACCESS POINTS (%)



All Schools

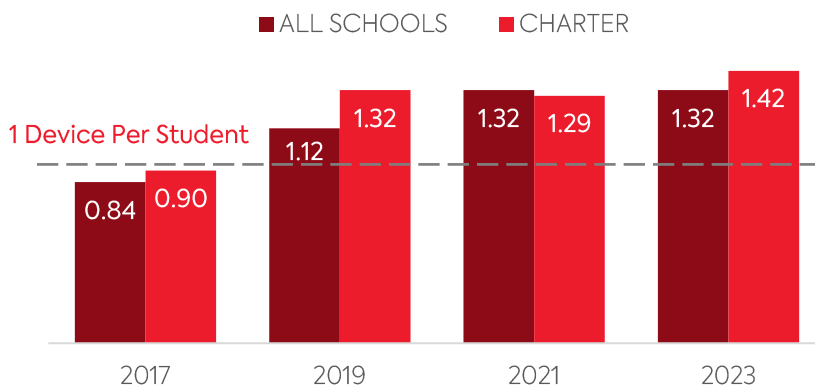


- Less Than 1 Yr. Old
- 1 Year Old
- 2 Years Old
- 3 Years Old
- 4+ Years Old
- Other, or no Wi-Fi

COMPUTING DEVICES USED IN SCHOOLS

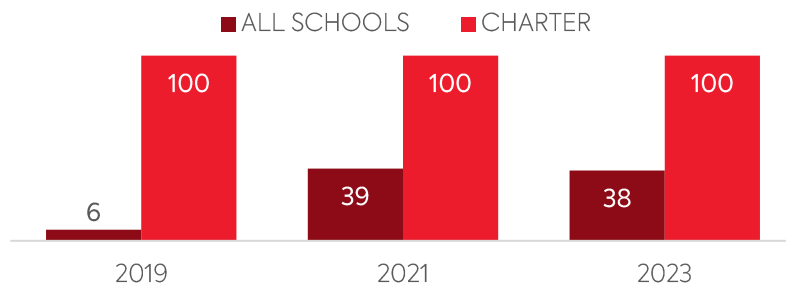
	Student Use	Teacher/Admin Use	Change in the # of Devices Since 2017	Percent Change Since 2017	Percent Change in All Schools
DESKTOPS WINDOWS OS	30	4	32	1,600%	-46%
LAPTOPS WINDOWS OS	2	5	7	N/A	99%
DESKTOPS MAC	60	6	-3	-4%	-43%
LAPTOPS MAC	30	80	11	11%	-3%
CHROMEBOOKS GOOGLE	1,369	24	755	118%	124%
TABLETS WINDOWS	0	0	0	N/A	125%
TABLETS ANDROID	0	0	0	N/A	-27%
TABLETS IOS	90	35	36	40%	21%
OTHER DEVICES	10	0	10	N/A	-90%
ALL COMPUTING DEVICES	1,591	154	848	95%	53%

COMPUTING DEVICES PER STUDENT



MOBILE DEPLOYMENT

Schools With 1:1 Programs
Where Students Can Take Devices Home (%)



FULL-TIME EQUIVALENT (FTE) TECHNICAL SUPPORT STAFF IN UTAH SCHOOLS

Computing Devices Per FTE Technical Support Staff

Teachers Per FTE Instructional Tech Support Staff

