

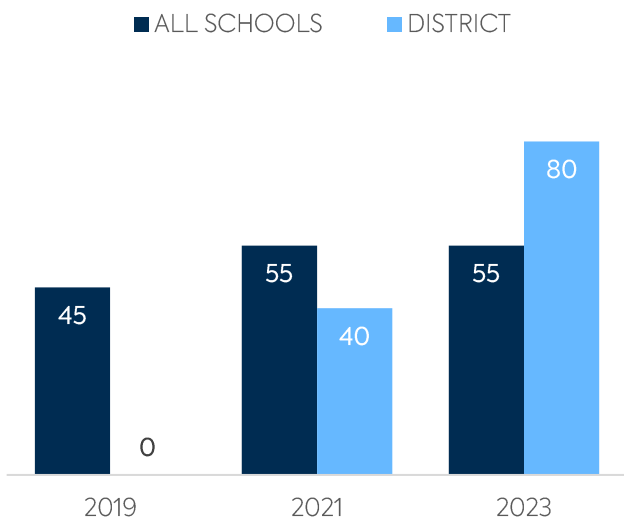
MORGAN SCHOOL DISTRICT

DISTRICT FACTS


ENROLLMENT.....	3,179
NUMBER OF SCHOOLS.....	5
ESTIMATED % OF STUDENTS WITH INADEQUATE HOME INTERNET SERVICE.....	3.5%
% OF STUDENTS RECEIVING REMOTE INTERNET ACCESS SOLUTIONS OR SERVICE.....	0%

WI-FI NETWORK COVERAGE


Schools Where All Educational Spaces Have Wi-Fi Access (%)



AGE OF WI-FI ACCESS POINTS (%)



All Schools

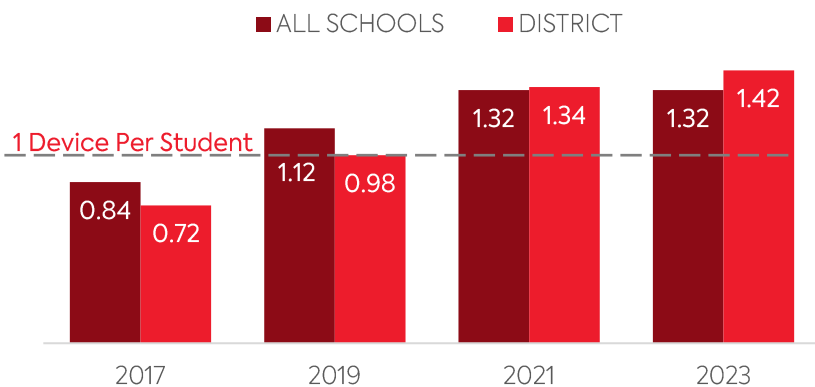


- Less Than 1 Yr. Old
- 1 Year Old
- 2 Years Old
- 3 Years Old
- 4+ Years Old
- Other, or no Wi-Fi

COMPUTING DEVICES USED IN SCHOOLS

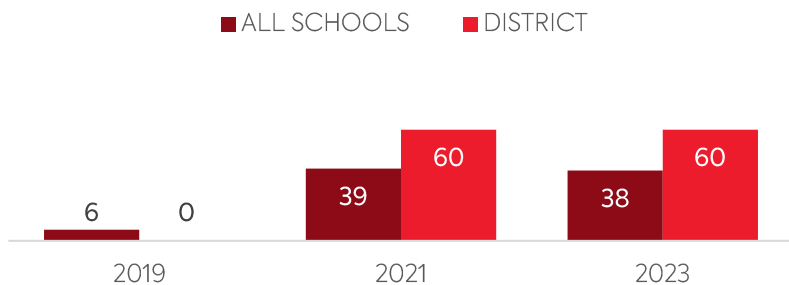
	Student Use	Teacher/Admin Use	Change in the # of Devices Since 2017	Percent Change Since 2017	Percent Change in All Schools
DESKTOPS WINDOWS OS	173	114	-6	-2%	-46%
LAPTOPS WINDOWS OS	70	107	72	69%	99%
DESKTOPS MAC	66	5	33	87%	-43%
LAPTOPS MAC	32	51	80	2,667%	-3%
CHROMEBOOKS GOOGLE	3,620	32	1,967	117%	124%
TABLETS WINDOWS	15	2	0	0%	125%
TABLETS ANDROID	180	2	0	0%	-27%
TABLETS IOS	335	30	235	181%	21%
OTHER DEVICES	31	0	31	N/A	-90%
ALL COMPUTING DEVICES	4,522	343	2,412	98%	53%

COMPUTING DEVICES PER STUDENT



MOBILE DEPLOYMENT

Schools With 1:1 Programs
Where Students Can Take Devices Home (%)



FULL-TIME EQUIVALENT (FTE) TECHNICAL SUPPORT STAFF IN UTAH SCHOOLS

