

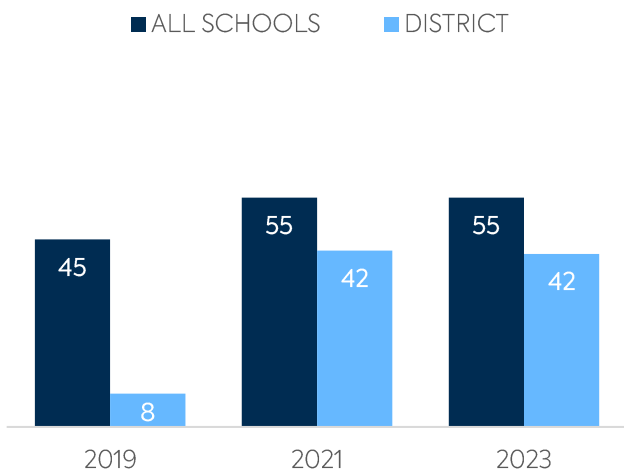
WASHINGTON COUNTY SCHOOL DISTRICT

DISTRICT FACTS


ENROLLMENT.....	39,815
NUMBER OF SCHOOLS.....	53
ESTIMATED % OF STUDENTS WITH INADEQUATE HOME INTERNET SERVICE.....	6.9%
% OF STUDENTS RECEIVING REMOTE INTERNET ACCESS SOLUTIONS OR SERVICE.....	1%

WI-FI NETWORK COVERAGE


Schools Where All Educational Spaces Have Wi-Fi Access (%)



AGE OF WI-FI ACCESS POINTS (%)



All Schools

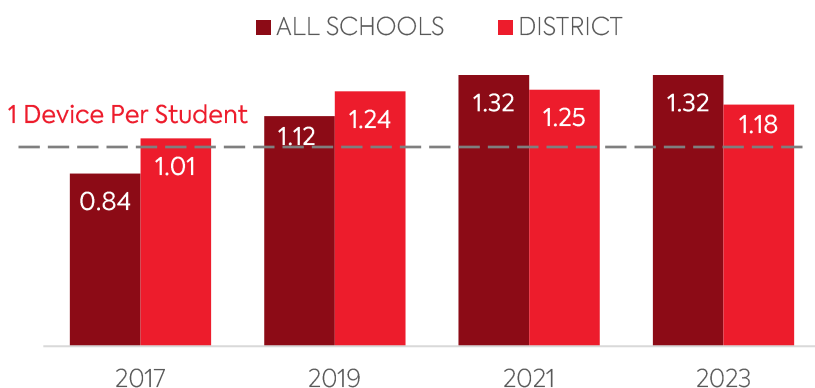


- Less Than 1 Yr. Old
- 1 Year Old
- 2 Years Old
- 3 Years Old
- 4+ Years Old
- Other, or no Wi-Fi

COMPUTING DEVICES USED IN SCHOOLS

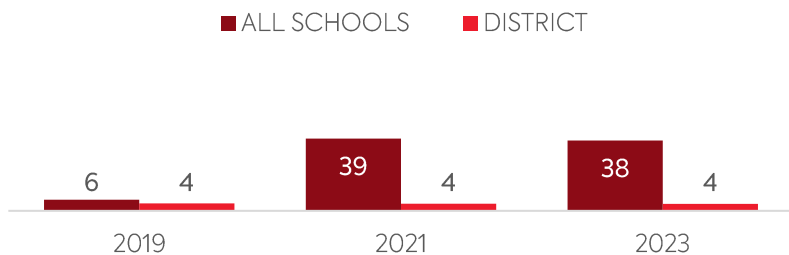
	Student Use	Teacher/Admin Use	Change in the # of Devices Since 2017	Percent Change Since 2017	Percent Change in All Schools
DESKTOPS WINDOWS OS	3,550	2,292	-718	-11%	-46%
LAPTOPS WINDOWS OS	56	416	-1,343	-74%	99%
DESKTOPS MAC	410	80	138	39%	-43%
LAPTOPS MAC	16	250	134	102%	-3%
CHROMEBOOKS GOOGLE	40,401	797	21,583	110%	124%
TABLETS WINDOWS	60	16	27	55%	125%
TABLETS ANDROID	12	16	-442	-94%	-27%
TABLETS IOS	2,215	487	-1,147	-30%	21%
OTHER DEVICES	78	2	-948	-92%	-90%
ALL COMPUTING DEVICES	46,798	4,356	17,284	51%	53%

COMPUTING DEVICES PER STUDENT



MOBILE DEPLOYMENT

Schools With 1:1 Programs
Where Students Can Take Devices Home (%)



FULL-TIME EQUIVALENT (FTE) TECHNICAL SUPPORT STAFF IN UTAH SCHOOLS

